
TABLE OF CONTENTS

1 PANEL DOORS

Elevations: 1/8" Scale

A1221

A1301

A1321

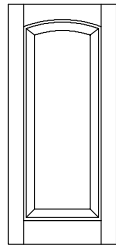
Decorative Hardware

Section Details


A1221

A1301

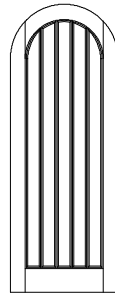
A1321




A1221




A1301



**A1301
RADIUS**



**A1301
SEGMENT**



A1321

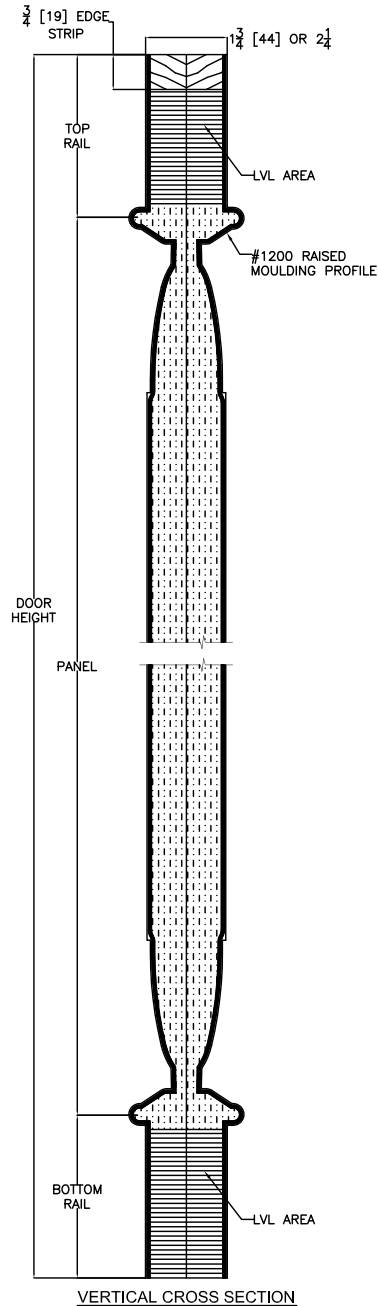
ELEVATION NOTES

Door Size = Book Size Before Prefit
Daylight Opening (DLO) = Visible Glass
Values in brackets [] are millimeter conversions.

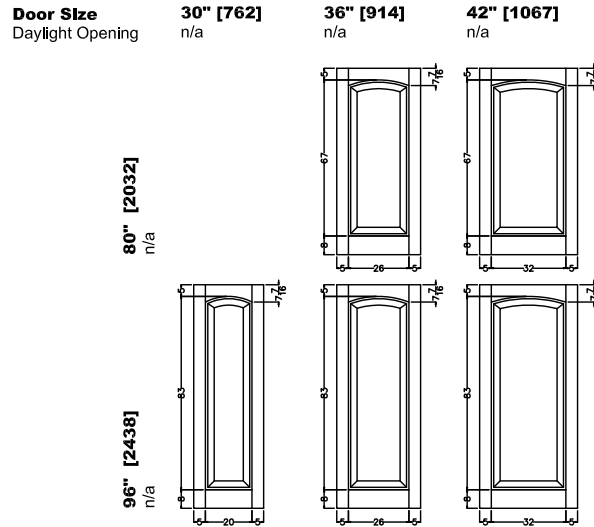
20 Minute Fire Rating: This all-panel door is available as a certified 20 minute fire rated door, designed to meet or exceed local building codes for both residential and light commercial use. Certified sizes for the 20-minute fire rating range up to 3'0" x 8'0".

DOOR CROSS-SECTION

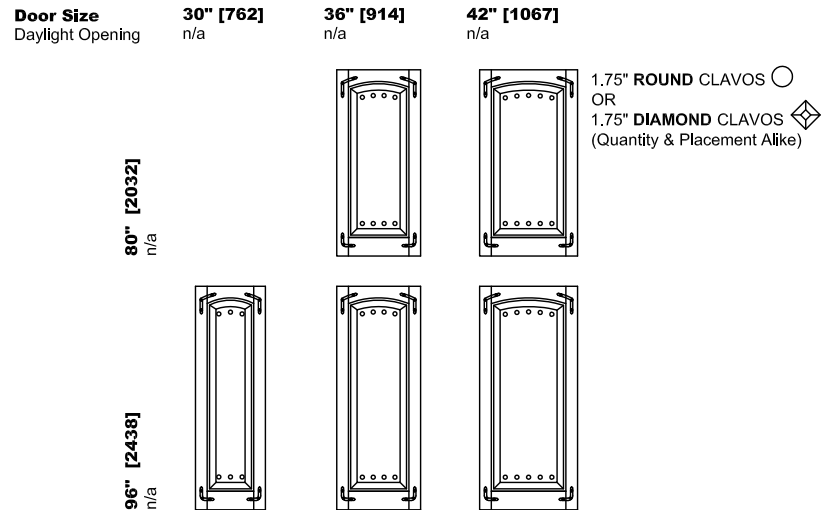
Moulding Profile = 1200
Panel Profile = Convex Long (Estate)
See A1221 Cross Section sheet for more detail.



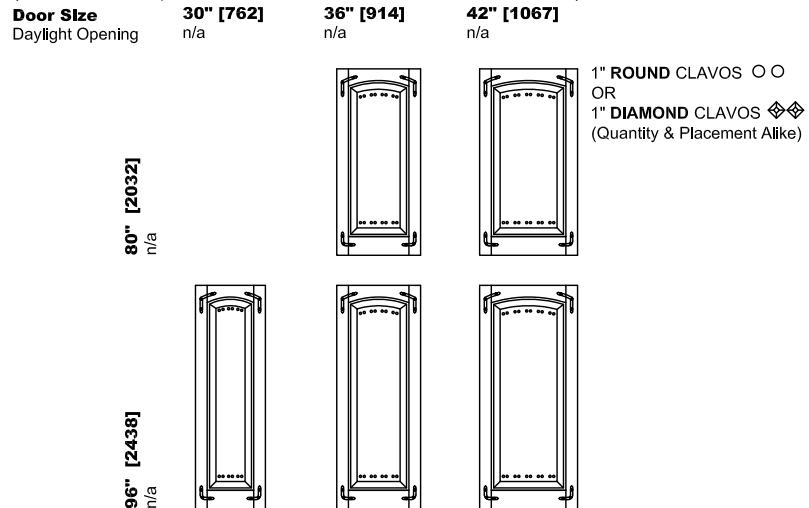
WITHOUT HARDWARE



WITH 1.75" CLAVOS & STRAPS (Hardware Optional/Custom Placement Available)



WITH 1" CLAVOS & STRAPS (Hardware Optional/Custom Placement Available)



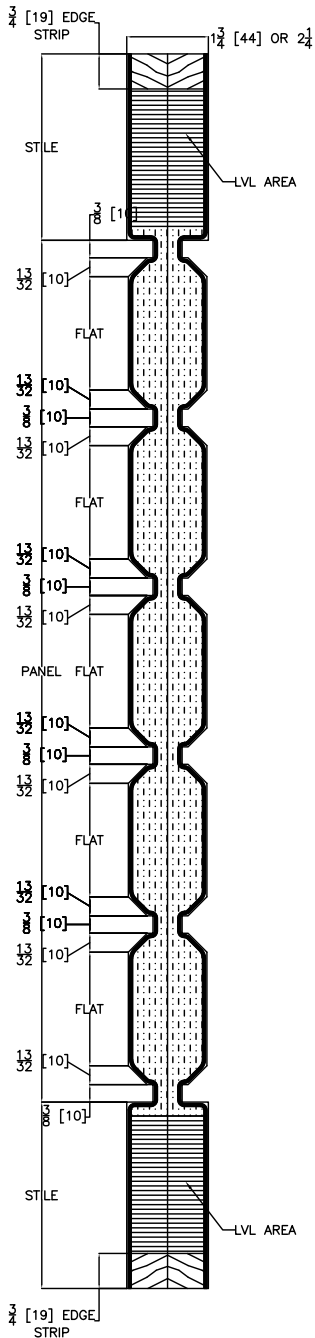
ELEVATION NOTES

Door Size = Book Size Before Prefit
 Daylight Opening (DLO) = Visible Glass
 Values in brackets [] are millimeter conversions.

20 Minute Fire Rating: This all-panel door is available as a certified 20 minute fire rated door, designed to meet or exceed local building codes for both residential and light commercial use. Certified sizes for the 20-minute fire rating range up to 3'0" x 8'0".

DOOR CROSS-SECTION

Moulding Profile = n/a
 Panel Profile = V-Groove (Estate Plank)
 See A1301 Cross Section sheet for more detail.



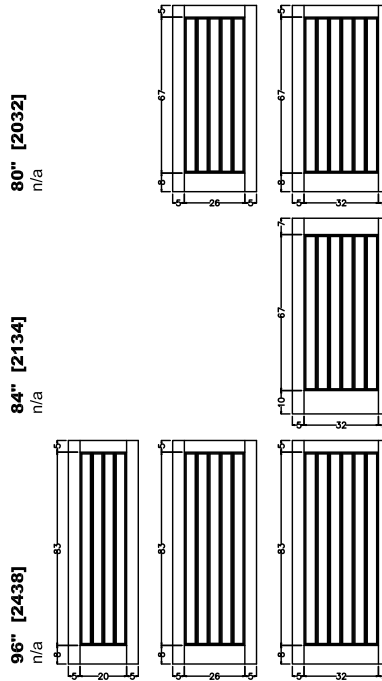
HORIZONTAL CROSS SECTION

Rotated for Clarity

Qty & Size of Planks Vary by Door Size

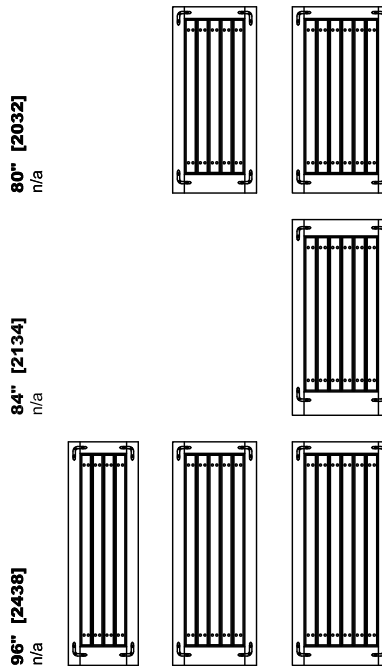
WITHOUT HARDWARE

Door Size	30" [762]	36" [914]	42" [1067]
Daylight Opening	n/a	n/a	n/a



WITH 1" CLAVOS & STRAPS (Hardware Optional/ Custom Placement Available)

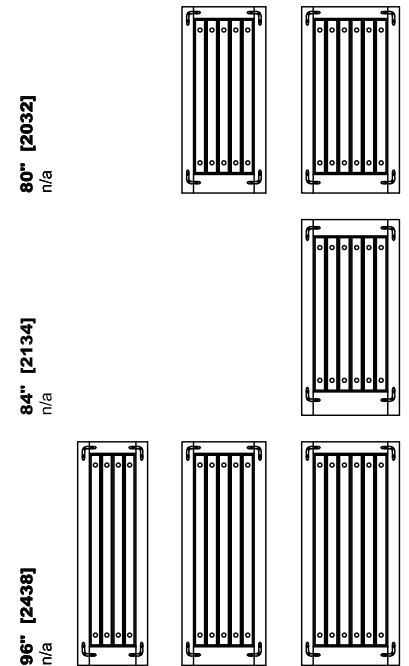
Door Size	30" [762]	36" [914]	42" [1067]
Daylight Opening	n/a	n/a	n/a



1" ROUND CLAVOS ○ ○
 OR
 1" DIAMOND CLAVOS ◆ ◆
 (Quantity & Placement Alike)

WITH 1.75" CLAVOS & STRAPS (Hardware Optional/ Custom Placement Available)

Door Size	30" [762]	36" [914]	42" [1067]
Daylight Opening	n/a	n/a	n/a



1.75" ROUND CLAVOS ○
 OR
 1.75" DIAMOND CLAVOS ◆
 (Quantity & Placement Alike)

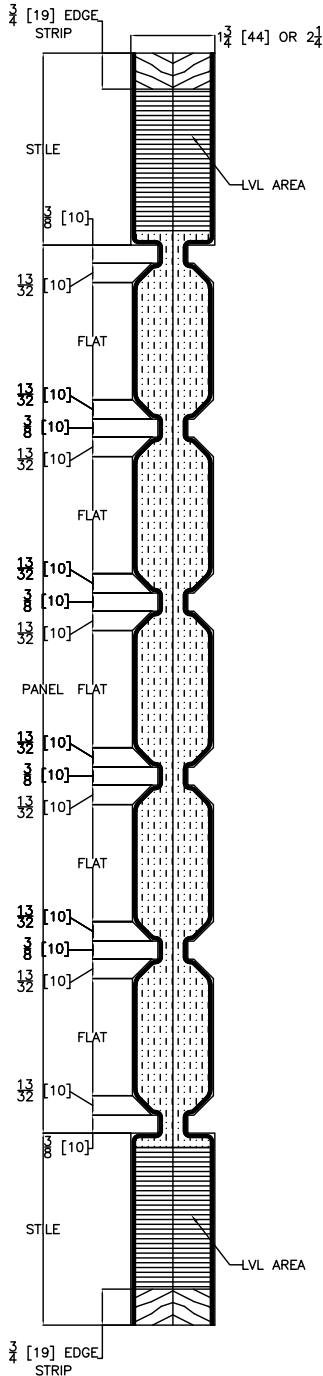
ELEVATION NOTES

Door Size = Book Size Before Prefit
 Daylight Opening (DLO) = Visible Glass
 Values in brackets [] are millimeter conversions.

20 Minute Fire Rating: This all-panel door is available as a certified 20 minute fire rated door, designed to meet or exceed local building codes for both residential and light commercial use. Certified sizes for the 20-minute fire rating range up to 3'0" x 8'0".

DOOR CROSS-SECTION

Moulding Profile = n/a
 Panel Profile = V-Groove (Estate Plank)
 See A1301 Cross Section sheet for more detail.



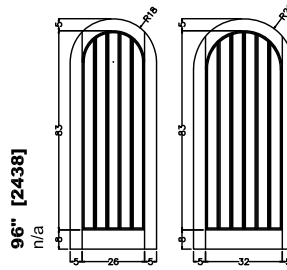
HORIZONTAL CROSS SECTION

Rotated for Clarity

Qty & Size of Planks Vary by Door Size

WITHOUT HARDWARE

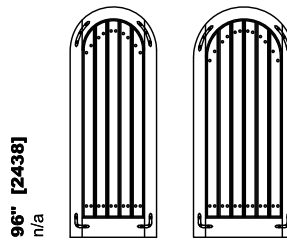
Door Size	36" [914]	42" [1067]
Daylight Opening	n/a	n/a



WITH 1" CLAVOS & STRAPS

(Hardware Optional/Custom Placement Available)

Door Size	36" [914]	42" [1067]
Daylight Opening	n/a	n/a




1" ROUND CLAVOS ○ ○
 OR
 1" DIAMOND CLAVOS ◆ ◆
 (Quantity & Placement Alike)

WITH 1.75" CLAVOS & STRAPS

(Hardware Optional/Custom Placement Available)

Door Size	36" [914]	42" [1067]
Daylight Opening	n/a	n/a



1.75" ROUND CLAVOS ○ ○
 OR
 1.75" DIAMOND CLAVOS ◆ ◆
 (Quantity & Placement Alike)

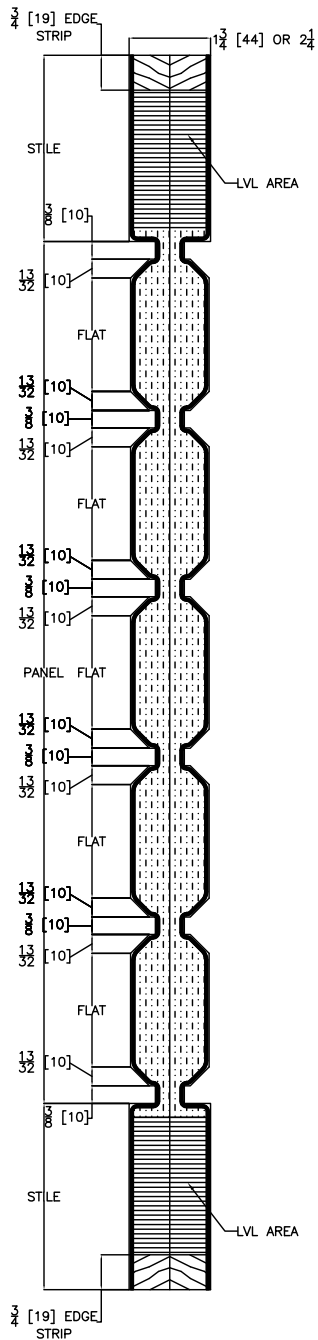
ELEVATION NOTES

Door Size = Book Size Before Prefit
 Daylight Opening (DLO) = Visible Glass
 Values in brackets [] are millimeter conversions.

20 Minute Fire Rating: This all-panel door is available as a certified 20 minute fire rated door, designed to meet or exceed local building codes for both residential and light commercial use. Certified sizes for the 20-minute fire rating range up to 3'0" x 8'0".

DOOR CROSS-SECTION

Moulding Profile = n/a
 Panel Profile = V-Groove (Estate Plank)
 See A1301 Cross Section sheet for more detail.



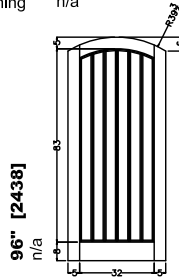
HORIZONTAL CROSS SECTION

Rotated for Clarity

Qty & Size of Planks Vary by Door Size

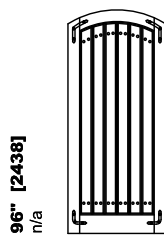
WITHOUT HARDWARE

Door Size 42" [1067]
Daylight Opening n/a



WITH 1" CLAVOS & STRAPS (Hardware Optional/Custom Placement Available)

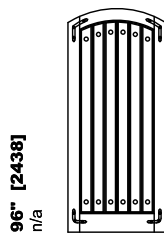
Door Size 42" [1067]
Daylight Opening n/a



1" **ROUND** CLAVOS ○ ○
 OR
 1" **DIAMOND** CLAVOS ◆ ◆
 (Quantity & Placement Alike)

WITH 1.75" CLAVOS & STRAPS (Hardware Optional/Custom Placement Available)

Door Size 42" [1067]
Daylight Opening n/a



1.75" **ROUND** CLAVOS ○ ○
 OR
 1.75" **DIAMOND** CLAVOS ◆ ◆
 (Quantity & Placement Alike)

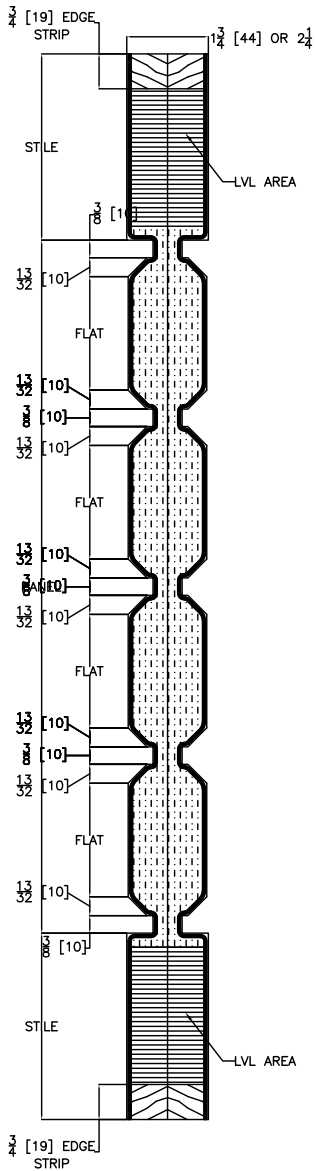
ELEVATION NOTES

Door Size = Book Size Before Prefit
 Daylight Opening (DLO) = Visible Glass
 Values in brackets [] are millimeter conversions.

20 Minute Fire Rating: This all-panel door is available as a certified 20 minute fire rated door, designed to meet or exceed local building codes for both residential and light commercial use. Certified sizes for the 20-minute fire rating range up to 3'0" x 8'0".

DOOR CROSS-SECTION

Moulding Profile = n/a
 Panel Profile = V-Groove (Estate Plank)
 See A1321 Cross Section sheet for more detail.



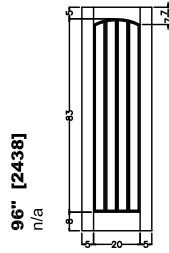
HORIZONTAL CROSS SECTION

Rotated for Clarity

Qty & Size of Planks Vary by Door Size


WITHOUT HARDWARE

Door Size **30" [762]**
 Daylight Opening n/a



WITH 1" CLAVOS & STRAPS (Hardware Optional/Custom Placement Available)


Door Size **30" [762]**
 Daylight Opening n/a



1" ROUND CLAVOS ○ ○
 OR
 1" DIAMOND CLAVOS ◆ ◆
 (Quantity & Placement Alike)

WITH 1.75" CLAVOS & STRAPS (Hardware Optional/Custom Placement Available)

Door Size **30" [762]**
 Daylight Opening n/a



1.75" ROUND CLAVOS ○
 OR
 1.75" DIAMOND CLAVOS ◆
 (Quantity & Placement Alike)



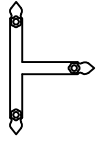
ROUND CLAVOS

Size Options: 1" diameter, 1.75" diameter
Finish Options: Dark Patina, Rust Patina
Material: Composite



DIAMOND CLAVOS

Size Options: 1", 1.75"
Finish Options: Dark Patina, Rust Patina
Material: Composite



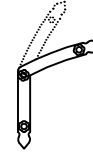
RAIL STRAP

Finish Options: Dark Patina, Rust Patina
Material: Composite



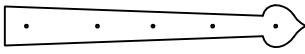
CORNER STRAP

Finish Options: Dark Patina, Rust Patina
Material: Composite



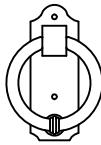
RADIUS STRAP

Finish Options: Dark Patina, Rust Patina
Material: Composite
Adjustable for Segment/Radius Shapes



EXTENDED STRAP

Size: 25" x 3 1/4"
Finish Options: Dark Patina, Rust Patina
Material: Composite



COLONIAL DOOR KNOCKER

Base: 2" Wide x 5 5/8" Tall, Handle: 4" Wide
Finish Options: Dark Patina, Rust Patina
Material: Composite

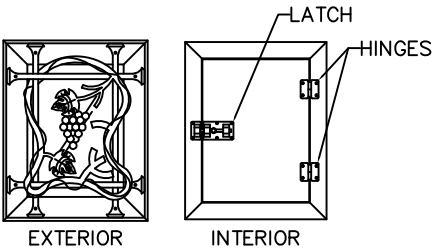


FLEUR de LIS DOOR KNOCKER

Base + Handle: 3 3/4" Wide x 4 7/8" Tall
Finish Options: Dark Patina, Rust Patina
Material: Composite

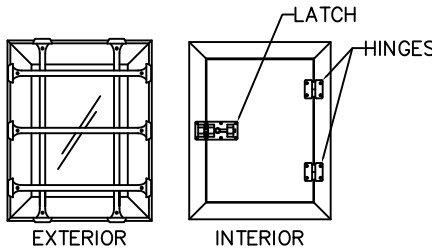
SPEAKEASY/DOOR LIGHT

Glass Options: Clear IG, Clear SG, Bevel IG, Bevel SG, Glue Chip IG,
Low E IG, Rain IG, Reed IG, Frosted IG, Open for Glass
Handing: Will be Handed to Match the Door unless Otherwise Specified
Frame Size: 12" x 15", Daylight Opening: 8" x 11", Actual Glass Size: 8 7/8" x 11 7/8"



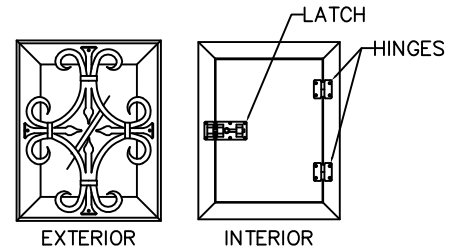
BORDEAUX SPEAKEASY

Hardware Finish Options: Dark Patina, Rust Patina
Material: Composite (Aluminum Hardware)



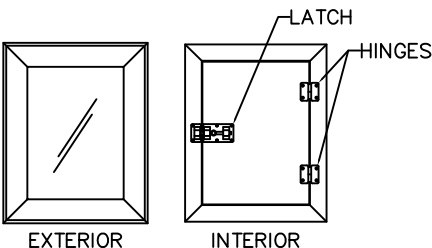
RUSTIC SPEAKEASY

Hardware Finish Options: Dark Patina, Rust Patina
Material: Composite (Aluminum Hardware)



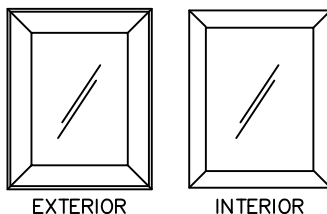
SEVILLE SPEAKEASY

Hardware Finish Options: Dark Patina, Rust Patina
Material: Composite (Aluminum Hardware)



SPEAKEASY (NO GRILLE)

Hardware Finish Options: Dark Patina, Rust Patina
Material: Composite (Aluminum Hardware)



RECTANGLE DOOR LIGHT

Hardware Finish Options: n/a
Material: Composite
Available with All Speakeasy Grilles

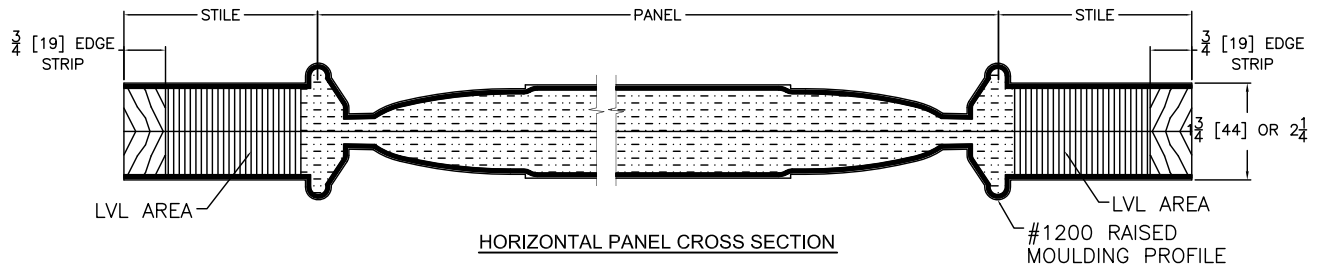
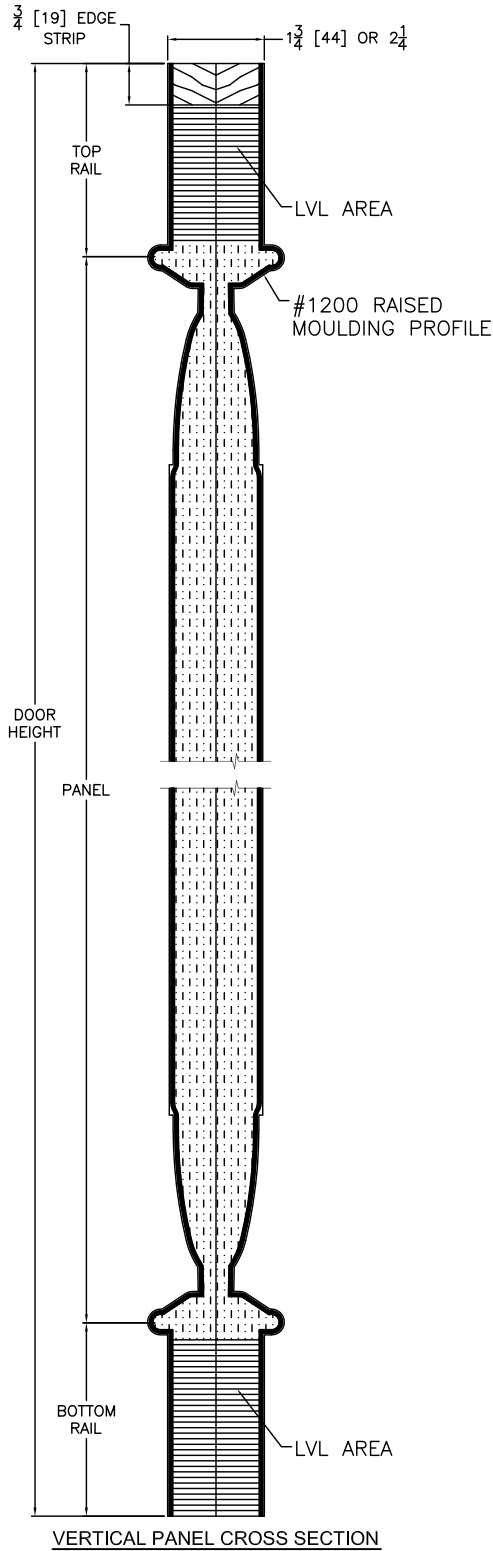
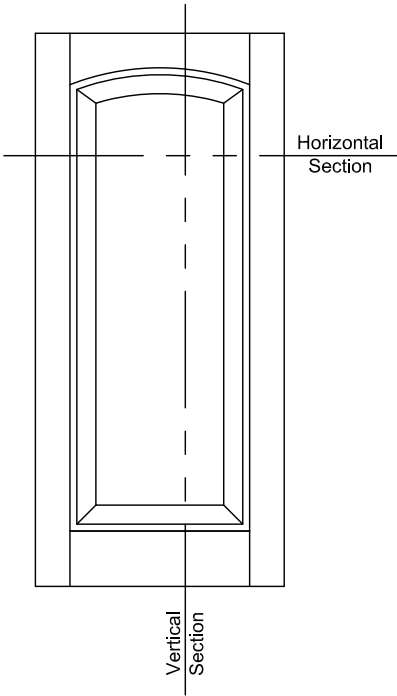
A1221 CROSS SECTIONS

Scale: 3" = 1'-0"

ELEVATION NOTES

Door Size = Book Size Before Prefit
Daylight Opening (DLO) = Visible Glass
Values in brackets [] are millimeter conversions.

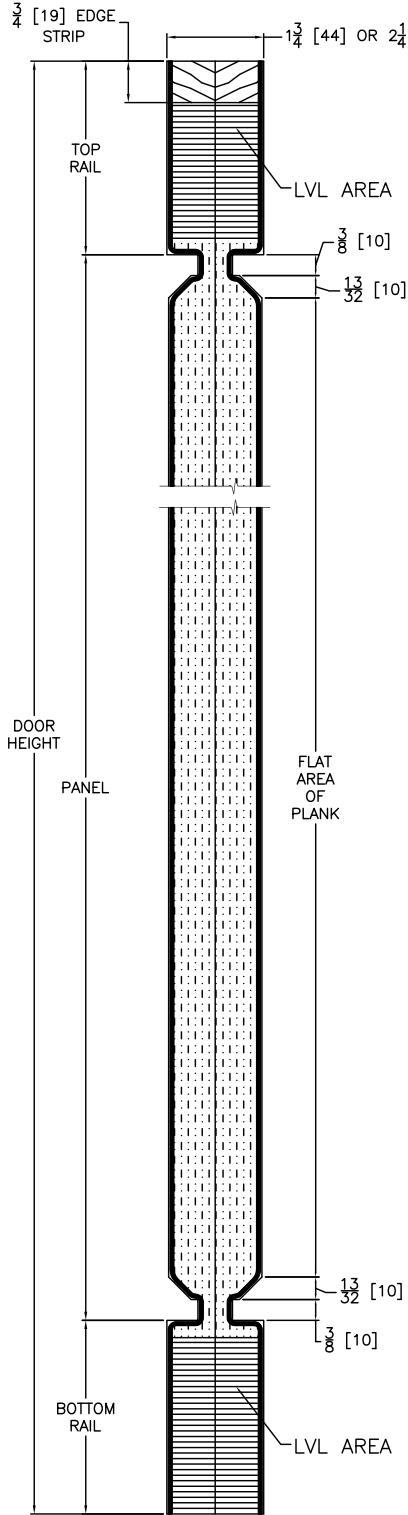
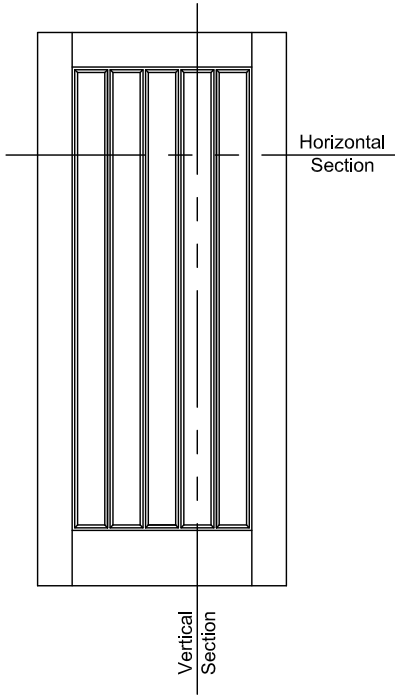
20 Minute Fire Rating: This all-panel door is available as a certified 20 minute fire rated door, designed to meet or exceed local building codes for both residential and light commercial use. Certified sizes for the 20-minute fire rating range up to 3'0" x 8'0".



ELEVATION NOTES

Door Size = Book Size Before Prefit
 Daylight Opening (DLO) = Visible Glass
 Values in brackets [] are millimeter conversions.

20 Minute Fire Rating: This all-panel door is available as a certified 20 minute fire rated door, designed to meet or exceed local building codes for both residential and light commercial use. Certified sizes for the 20-minute fire rating range up to 3'0" x 8'0".



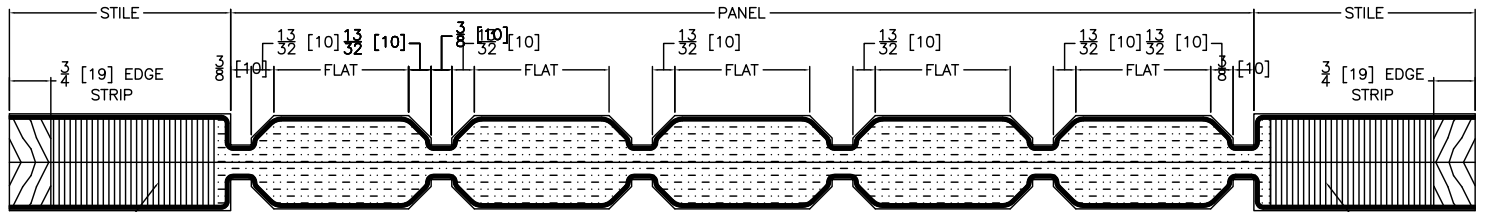
VERTICAL PANEL CROSS SECTION

V-GROOVE/PLANK DETAILS

2-6 Door = 4 Planks, 3 $\frac{23}{32}$ " Flat Area Width

3-0 Door = 5 Planks, 3 $\frac{15}{16}$ " Flat Area Width

3-6 Door = 6 Planks, 4 $\frac{3}{32}$ " Flat Area Width



HORIZONTAL PANEL CROSS SECTION
 Quantity & Size of Planks Vary by Door Size

LVL AREA

LVL AREA

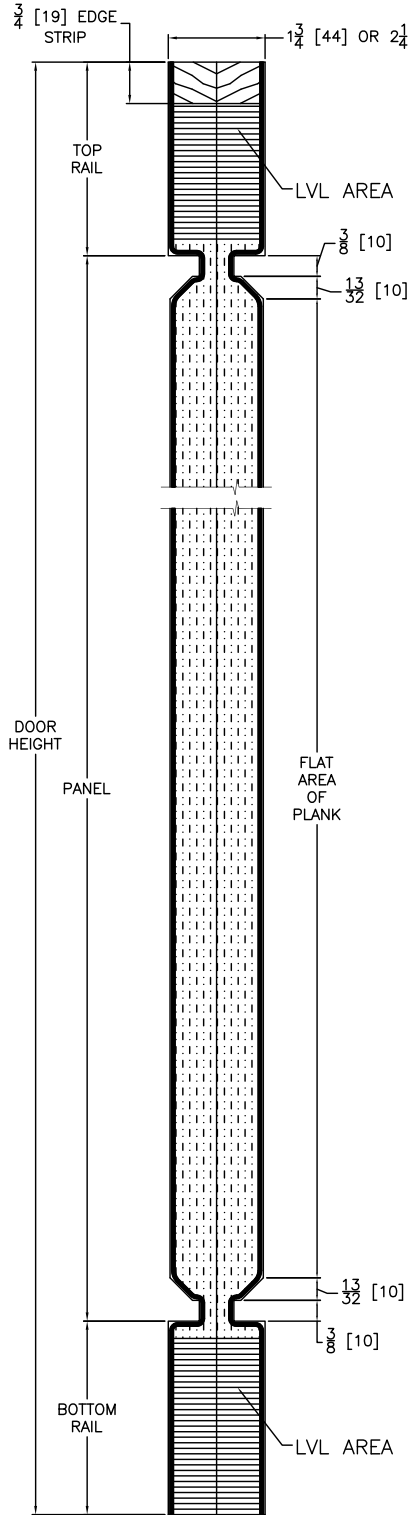
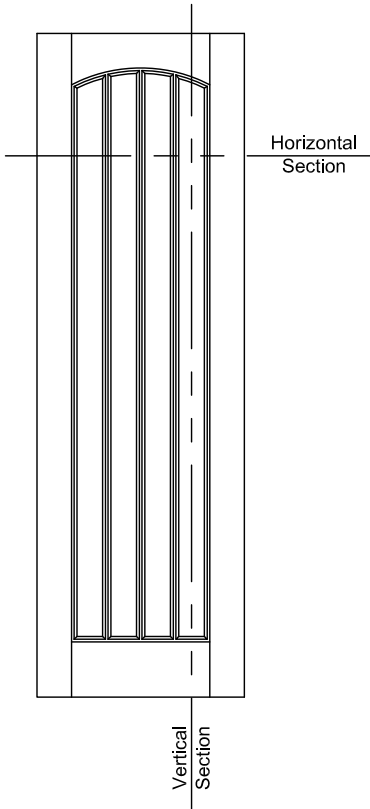
A1321 CROSS SECTIONS

Scale: 3" = 1'-0"

ELEVATION NOTES

Door Size = Book Size Before Prefit
Daylight Opening (DLO) = Visible Glass
Values in brackets [] are millimeter conversions.

20 Minute Fire Rating: This all-panel door is available as a certified 20 minute fire rated door, designed to meet or exceed local building codes for both residential and light commercial use. Certified sizes for the 20-minute fire rating range up to 3'0" x 8'0".



VERTICAL PANEL CROSS SECTION

V-GROOVE/PLANK DETAILS

2-6 Door = 4 Planks, 3 $\frac{23}{32}$ " Flat Area Width

