



THE BASICS MADE BETTER





We all know windows and patio doors are practical elements. They bring in light while keeping out the weather. But what if they were a bit more? The answer can be found in JELD-WEN® Aluminum windows and patio doors. They're built to deliver increased durability, so they'll be easier to maintain. They're designed to fit any budget. And with energy efficient glass options, they'll provide greater comfort. They also have something you won't find in just any window—reliability. That's one thing every customer wants.

Each one of our aluminum windows and patio doors is built to last. We prove this by supporting each product with an industry-leading warranty.




Table of Contents

Key features.....	4	Builders Aluminum windows and patio doors	
Premium Atlantic Aluminum windows and patio doors		Single-Hung.....	13
Double-Hung.....	7	Roller.....	14
Single-Hung.....	8	Fixed and geometric.....	15
Roller.....	9	Sliding patio doors.....	16
Fixed, radius and geometric.....	10	Learn more.....	17
Sliding patio doors.....	11	Warranty.....	18
		About JELD-WEN.....	19

THE RIGHT ELEMENTS

Frame colors

White is a standard color for all our aluminum windows. Bronze MB40 is also available. Whatever color you select, know that the color will remain true and vivid.



Divided lites

We provide a range of divided lite options, so you're sure to find one that's right for your project. Our Premium Atlantic Aluminum windows are available with simulated divided lites (SDL) for an authentic look. Maintenance-free grilles between the glass (GBG) are available for both Premium Atlantic Aluminum and Builders Aluminum windows.

Corner key construction

Our Builders Aluminum windows include a unique performance feature. It's our patented silicone-injected corner key, which is created by injecting silicone to the corners* for added strength. This feature also ensures the window is reliably weathertight.

*Silicone shown in black here. Actual windows will have silicone that matches frame color.

1/2" face flange for Florida applications



Textured and tinted glass

Select from an assortment of textured and tinted glass. Textured glass will enhance a home's visual appeal, while tinted glass protects against harsh direct sunlight. Options are shown below.

Textured glass



Obscure

Tinted glass



Bronze



Grey



Green



Azurlite

Actual colors may vary from the samples displayed.

Low-E and LoE³-366 insulating glass

Our optional high-performance Low-E insulating glass lowers energy costs, helps homes stay cooler in the summer and warmer in the winter, prevents fading of interior furnishings, and reduces condensation. It also delivers greater visible light transmittance than tinted glass. We also offer optional LoE³-366, which provides more protection against solar heat gain and fading, as well as greater energy savings.



In warm weather, Low-E glass reflects the sun's energy and reduces heat gain in the home.

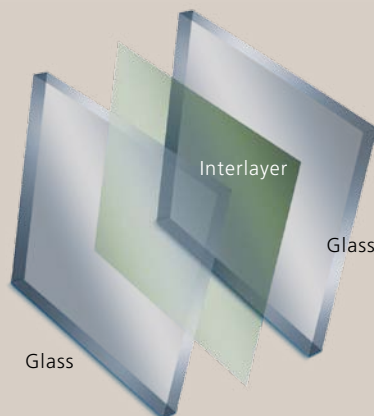


In cold weather, Low-E glass reduces the amount of heat loss by reflecting it back inside.

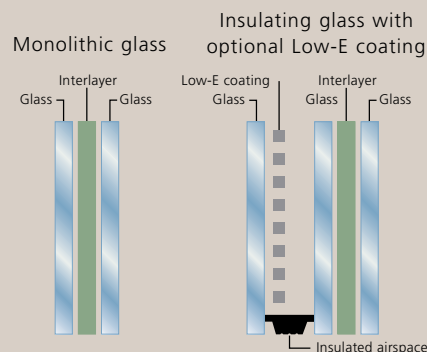
ImpactGard® protection

We offer optional ImpactGard protection, which is engineered and tested to stand up to the strong impacts of windborne debris, as well as the harsh conditions inherent to coastal areas. With the industry's leading laminated glass technology, windows with ImpactGard protection can withstand a nine-pound piece of lumber striking the glass head-on at approximately 34 miles per hour. In addition, it significantly reduces sound transmission, blocks up to 95 percent of harmful UV rays, and offers superior forced-entry resistance.

ImpactGard protection is available with two types of laminated glass (see illustration). Monolithic laminated glass is constructed by placing a plastic interlayer between two panels of glass. Insulated laminated glass includes the same components, plus an additional pane of glass on the exterior with a sealed airspace. The extra glass pane is available with an optional Low-E coating for greater energy efficiency and year-round comfort.



We use a superior interlayer, which is **100 times more rigid** than the industry standard and delivers **five times its tear strength**.



Note: Interlayer is colored for illustration purposes only. The interlayer is a clear color.



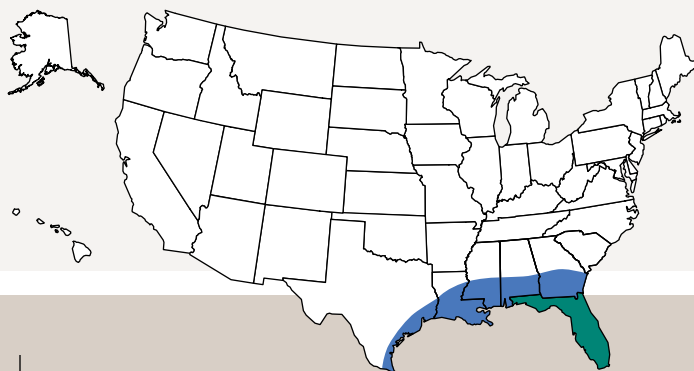
When strong winds enter a home through a broken window or door, the increased pressure can lift the roof and push walls outward.



ImpactGard protection helps prevent this by resisting impacts from windborne debris.

PREMIUM ATLANTIC ALUMINUM WINDOWS AND PATIO DOORS

Enjoy durability and expanded design options with our Premium Atlantic Aluminum windows and patio doors. They're sure to bring a clean and modern look to any home. We offer these windows in multiple styles: double-hung, single-hung, roller and fixed, radius and geometric windows and sliding patio doors.



JELD-WEN® PREMIUM ATLANTIC ALUMINUM— U.S. AVAILABILITY

- All Premium Atlantic Aluminum window styles in this catalog are available in Florida.
- Contact a JELD-WEN representative for availability.

DOUBLE-HUNG WINDOWS

These windows are the ideal choice for traditional architectural styles. They feature upper and lower sash that slide vertically past each other in a single frame.

Standard features

- Color: White
- Frames with screw-race design and plated self-tapping screws for added strength and stability
- Jamb depth is 2-7/8"
- 1/2" flange
- Sash depth is 15/16"
- High-quality weatherstrip applied to both sash
- Cam lock that matches frame color
- Block and tackle balance system
- 1/8" single-glazed glass
- Fiberglass Charcoal insect screens in an aluminum frame*

Optional features

- Color: Bronze MB40
- 3/16" single-glazed glass
- 5/8" Low-E or LoE³-366 insulated or tempered glass
- 5/16" or 7/16" ImpactGard® protection single-glazed glass
- Tinted and textured glass: Bronze, Grey, Green, Azurlite, Greylite (Turtle), Bronze Reflective or Obscure
- 1" simulated divided lites on units with ImpactGard protection
- 5/8" or 7/8" flat grilles between the glass
- Double-applied flat/flat grilles (for single-glazed units only; applied to exterior glass surfaces)



Exterior

Sizes

	Minimum	Maximum
Width	18"	52-1/8"
Height	23"	75"

*Insect screens are intended to allow air and light in while keeping insects out. They are not intended to stop children from falling through an open door or window. For safety screens or other security devices, contact your local building supply retailer.

SINGLE-HUNG WINDOWS

Our single-hung windows have a clean, classic look that's appropriate for nearly any home. Each one features a stationary top sash and a bottom sash that slides vertically.

Standard features

- Color: White
- Frames with screw-race design and plated self-tapping screws for added strength and stability
- Jamb depth is 2-7/8"
- 1/2" flange
- Sash depth is 15/16"
- High-quality weatherstrip applied to both sash
- Cam lock that matches frame color
- Block and tackle balance system
- 5/16" or 7/16" ImpactGard® protection single-glazed glass
- Fiberglass Charcoal insect screens in an aluminum frame*

Optional features

- Color: Bronze MB40
- Slip-on nailing fin
- Tinted and textured glass: Bronze, Grey, Green, Azurlite, Greylite (Turtle), Bronze Reflective or Obscure
- 1" simulated divided lites
- Double-applied flat/flat grilles (for single-glazed units only; applied to exterior glass surfaces)



Exterior

Sizes

	Minimum	Maximum
Width	18"	53"
Height	23"	91-5/8"

ROLLER WINDOWS

Our roller windows are designed with simple lines for a streamlined look. This type of window features two sash that slide to the right or left horizontally in grooves or on tracks.

Standard features

- Color: White
- Frames with screw-race design and plated self-tapping screws for added strength and stability
- Jamb depth is 2-7/8"
- 1/2" flange
- Sash depth is 15/16"
- High-quality weatherstrip applied to both sash
- Cam lock that matches frame color
- 1/8" single-glazed glass
- Fiberglass Charcoal insect screens in an aluminum frame*

Optional features

- Color: Bronze MB40
- Slip-on nailing fin
- 3/16" single-glazed glass
- 5/8" Low-E or LoE³-366 insulated or tempered glass
- 5/16" ImpactGard® protection single-glazed glass
- Tinted and textured glass: Bronze, Grey, Green, Azurlite, Greylite (Turtle), Bronze Reflective or Obscure
- 1" simulated divided lites on units with ImpactGard protection
- 5/8" or 7/8" flat grilles between the glass
- Double-applied flat/flat grilles (for single-glazed units only; applied to exterior glass surfaces)



Sizes

	Minimum	Maximum
Width	23"	73"
Height	17"	62"

*Insect screens are intended to allow air and light in while keeping insects out. They are not intended to stop children from falling through an open door or window. For safety screens or other security devices, contact your local building supply retailer.

FIXED, RADIUS AND GEOMETRIC WINDOWS

These windows let you beautifully frame picturesque views. They also create added visual interest when they're grouped with other window types. They come in a variety of shapes, from octagons to triangles.

Standard features

- Color: White
- Frames with screw-race design and plated self-tapping screws for added strength and stability
- Jamb depth is 2-7/8"
- 1/2" flange
- 3/16" single-glazed glass

Optional features

- Color: Bronze MB40
- Slip-on nailing fin
- 5/8" Low-E or LoE³-366 insulated or tempered glass
- 5/16" or 7/16" ImpactGard® protection single-glazed glass
- Tinted and textured glass: Bronze, Grey, Green, Azurlite, Greylite (Turtle), Bronze Reflective or Obscure
- 1" simulated divided lites on units with ImpactGard protection
- 5/8" or 7/8" flat grilles between the glass
- Double-applied flat/flat grilles (for single-glazed units only; applied to exterior glass surfaces)



Interior

SLIDING PATIO DOORS

Premium Atlantic Aluminum sliding patio doors are perfect for nearly any patio or deck. They open by sliding along horizontal tracks.

Standard features

- Color: White
- 6" box frame
- High-quality weatherstrip
- Single-glazed tempered glass
- Dual-point mortise lock for increased security

Optional features

- Color: Bronze MB40
- 8-3/16" frame
- 5/8" Low-E or LoE³-366 insulated or tempered glass
- Tinted and textured glass: Bronze, Grey, Green, Azurlite, Greylite (Turtle), Bronze Reflective or Obscure
- 5/8" or 7/8" flat grilles between the glass
- Multi-track, multi-slide configurations
- Fiberglass Charcoal insect screens in a frame that matches the door's color*



Interior

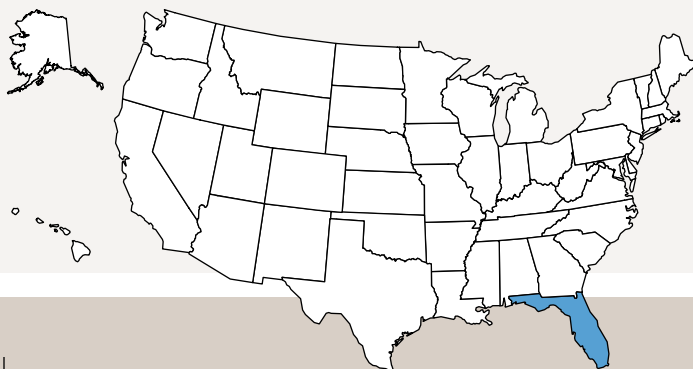
Sizes

	Minimum	Maximum
Width	36"	191-1/2"
Height	24"	95"

**Insect screens are intended to allow air and light in while keeping insects out. They are not intended to stop children from falling through an open door or window. For safety screens or other security devices, contact your local building supply retailer.*

BUILDERS ALUMINUM WINDOWS AND PATIO DOORS

Our Builders Aluminum windows and patio doors are an economical choice for homes in moderate climates, and their streamlined design complements many architectural styles. They come in multiple styles: single-hung, roller, and fixed and geometric windows and sliding patio doors.



JELD-WEN® BUILDERS ALUMINUM—U.S. AVAILABILITY

- All Builders Aluminum window styles in this catalog are available in Florida.

SINGLE-HUNG WINDOWS

This type of window has a stationary top lite and a bottom sash that slides vertically. The removable side-load sash makes cleaning particularly easy.

Standard features

- Color: White
- All frames assembled utilizing silicone-injected corner keys for added strength and stability
- Frame is 2-11/16" deep
- Single-glazed glass
- High-quality, full-perimeter weatherstrip
- Block and tackle balance system, side-load sash
- Stylish, heavy-duty sashlock provides security
- Fiberglass Charcoal insect screen to match the frame color*

Optional features

- Color: Bronze MB40
- Slip-on nailing fin
- 3/4" insulating clear glass
- Low-E or LoE³-366 insulating glass
- Tinted and textured glass: Bronze, Grey, Green, Azurlite, Greylite (Turtle), Bronze Reflective or Obscure
- 5/8" or 7/8" flat grilles between the glass
- Double-applied flat/flat grilles (for single-glazed units only; applied to exterior glass surfaces)



Interior

Sizes

	Minimum	Maximum
Width	24"	52-1/8"
Height	25"	75"

**Insect screens are intended to allow air and light in while keeping insects out. They are not intended to stop children from falling through an open door or window. For safety screens or other security devices, contact your local building supply retailer.*

ROLLER WINDOWS

Each of our roller windows features clean lines for a streamlined look. This type of window has one stationary sash and one sash that slides to the right or left horizontally.

Standard features

- Color: White
- All frames assembled utilizing silicone-injected corner keys for added strength and stability
- Frame is 2-11/16" deep
- Single-glazed glass
- High-quality, full-perimeter weatherstrip
- Stylish, heavy-duty sashlock provides security
- Fiberglass Charcoal insect screen to match the frame color*

Optional features

- Color: Bronze MB40
- Slip-on nailing fin
- 3/4" insulating clear glass
- Low-E or LoE²-366 insulating glass
- Tinted and textured glass: Bronze, Grey, Green, Azurlite, Greylite (Turtle), Bronze Reflective or Obscure
- 5/8" or 7/8" flat grilles between the glass
- Double-applied flat/flat grilles (for single-glazed units only; applied to exterior glass surfaces)



Exterior

Sizes — 2 wide

	Minimum	Maximum
Width	24"	72"
Height	12"	62"

Sizes — 3 wide

	Minimum	Maximum
Width	54"	110"
Height	12"	62"

FIXED AND GEOMETRIC WINDOWS

Our fixed and geometric windows come in a wide variety of shapes with straight frames. We design them to be used as freestanding units or in combination with other aluminum windows.

Standard features

- Color: White
- All 90-degree frames assembled utilizing silicone-injected corner keys for added strength and stability; all non-90-degree angles are mechanically fastened
- Frame is 2-11/16" deep
- Single-glazed glass

Optional features

- Color: Bronze MB40
- Slip-on nailing fin
- 3/4" insulating clear glass
- Low-E or LoE³-366 insulating glass
- Tinted and textured glass: Bronze, Grey, Green, Azurlite, Greylite (Turtle), Bronze Reflective or Obscure
- 5/8" or 7/8" flat grilles between the glass
- Double-applied flat/flat grilles (for single-glazed units only; applied to exterior glass surfaces)



Exterior

Sizes

	Minimum	Maximum
Width	8"	75"
Height	13-1/2"	75"

SLIDING PATIO DOORS

Our Builders Aluminum sliding patio doors feature a clean look that makes them an easy choice for most homes. They open by sliding along horizontal tracks.

Standard features

- Extruded aluminum in White
- 4-1/8" box frame
- High-quality weatherstrip
- Single-glazed tempered glass
- Dual-point mortise lock for increased security
- Chrome pull plates

Optional features

- Color: Bronze MB40
- 5/8" insulating clear glass
- Low-E or LoE³-366 insulating glass
- Tinted and textured glass: Bronze, Grey, Green, Azurlite, Greylite (Turtle), Bronze Reflective or Obscure
- Double-applied flat/flat grilles (for single-glazed units only; applied to exterior glass surfaces)
- 2-track system available for multi-slide configurations
- Stainless steel tandem rollers and locking hardware
- Fiberglass Charcoal insect screens in a frame that matches the door's color*
- D-handle



Exterior shown with optional D-handle

Sizes

	Minimum	Maximum
Width	28"	108-11/16"
Height	18"	80"

**Insect screens are intended to allow air and light in while keeping insects out. They are not intended to stop children from falling through an open door or window. For safety screens or other security devices, contact your local building supply retailer.*

LEARN MORE



JELD-WEN® Aluminum windows and patio doors not only brighten up homes, but also provide year after year of streamlined reliability. To learn more about all our reliable windows, doors and options, please visit www.jeld-wen.com.

For customer service inquiries, call us Monday through Friday, from 6 a.m. to 5 p.m. (PT) at **800.JELD-WEN**. Find installation and maintenance instructions at www.jeld-wen.com/resources. If you have an issue related to materials or workmanship, call **888.JW-Help-U**. You may also use this number to obtain a service request form that can then be faxed to **800.436.5954**.

JELD-WEN® ALUMINUM WINDOWS & PATIO DOORS—WARRANTY

JELD-WEN® products¹ are designed to create lasting value for your home. This warranty is effective for all JELD-WEN aluminum products manufactured on or after **January 1, 2008** for use in the United States and Canada. Any previous warranties will continue to apply to products manufactured by JELD-WEN prior to this date. For additional information, including care, maintenance and installation instructions, refer to www.jeld-wen.com.

What this warranty covers

We warrant that JELD-WEN products will be free from defects in material or workmanship as identified below from the date of manufacture for the time periods described below.

Owner-Occupied Single-Family Residence Ten Year Limited Warranty:

We warrant our products to the original owner of the owner-occupied single-family residence for ten (10) years from the date of manufacture. This warranty includes free replacement parts to replace components of the window or patio door. Skilled labor² (where deemed necessary by us) to repair or replace any component is provided for one (1) year from the date of manufacture.

Special coverages

The following components will be free from defects in material or workmanship from the date of manufacture as described below.

ImpactGard® Glass: We warrant each ImpactGard glass unit for ten (10) years.

Special Glazings (including laminate glass units other than ImpactGard): We warrant special glazings (including glass options not listed in our product literature e.g., leaded or decorative glass) for five (5) years.

Spontaneous Glass Breakage: We warrant sealed glass units installed in windows and patio doors (excluding laminated glass, and special glazings) for spontaneous breakage for one (1) year (to include free replacement glass and skilled labor² necessary to replace the glass for one (1) year. Spontaneous breakage occurs when the glass develops a crack without sign of impact.

Commercial Two Year Limited Warranty (Other than Owner-Occupied Single-Family Residence):

Each JELD-WEN product (including ImpactGard and Special Glazings) specific for commercial application will be free from defects in material or workmanship for a period of two (2) years from the date of manufacture. This warranty includes free replacement parts to replace components of the window or patio door. Skilled labor² (where deemed necessary by us) to repair or replace any component is provided for one (1) year from the date of manufacture. Spontaneous glass breakage is covered as noted above.

Transferability: This warranty is non-transferrable.³

How to get assistance

If you have a problem with your JELD-WEN product, contact the dealer/distributor or contractor from whom you purchased your product or contact us directly:

Mail: JELD-WEN Customer Care
Attn: Aluminum Warranty Claims
P.O. Box 1329, Klamath Falls, OR 97601
Phone: 888.JW-Help-U (888.594.3578)
Fax: 800.436.5954
Email: jeldwenwarranty@jeld-wen.com

We can respond quickly and efficiently if you provide the following: a) product identification (from the original order/invoice, spacer code, permanent label, or the window identification number found on corner of glass), b) how to contact you, c) the address where the product can be inspected, and d) a description of the apparent problem and the product (photographs are helpful).

What we will do

Upon receiving your notification, we will send out an acknowledgement within three business days. We will investigate your claim and will begin to take appropriate action within 30 days after notification. If it is determined that the product does not have a defect covered by the labor warranty, we may charge an inspection fee for any onsite inspection that is required or requested by you. Because manufacturing materials and techniques can change, replacement part(s) may not be an aesthetic match to the original. Replacement components/products are warranted for the balance of the original product warranty or 90 days, whichever is longer. If we determine we are unable to provide replacement parts and repair is not practicable or cannot be made timely, then we will refund the unit/component purchase price. This guarantee gives you specific legal rights, and you may have other rights that vary from state/province to state/province.

What this warranty does not cover

JELD-WEN is not liable for:

- Normal wear and tear; natural weathering of surfaces.
- Normal wear and tear to hardware and naturally occurring changes to hardware finishes (e.g., corrosion or tarnishing).

- Damage caused by chemicals (e.g., brick wash) or a harsh environment (e.g., salt spray or airborne pollutants).
- Product failure due to misuse or abuse; damage caused by failure to provide maintenance, by alteration or modification to the window (e.g., customer applied tints or films, paint finishes, security systems), or as a result of any cause beyond the control of JELD-WEN (e.g., fire, flood, earthquake, other acts of nature, and acts of third parties outside of our control).
- Glass breakage (except spontaneous breakage as covered above).
- Slight imperfections or wavy distortions in the glass that don't impair structural integrity. Note: wavy distortions in the glass (e.g., related to laminate interlayer or heat strengthening of glass) are not considered a defect. Slight color variations in glass are not considered a defect.
- Improper installation not in conformance with JELD-WEN installation instructions (note: see www.jeld-wen.com for current installation instructions); operational problems and problems related to water and/or air infiltration/leaking as a result of improper installation or flaws in building design or construction.
- Damage or poor product performance resulting from installation into a condition that exceeds product design standards and/or certified performance specifications and/or is not in compliance with building codes.
- Damage caused by extreme artificial temperature buildup or exposure (e.g., where storm doors/windows are present).
- Product or component performance decline due to aging, inert gas dissipation, natural processes or failure to provide proper maintenance. Note: Other than inert gas loss due to seal failure, the migration of an inert gas, such as argon, is a natural process that occurs over time and is not a defect.
- Screen damage due to normal wear and tear, misuse, abuse, or insect or animal activity.
- Condensation or damage as a result of condensation. Note: unless due to insulating glass failure, most condensation problems are related to excessive humidity levels in a structure; contact a heating/air conditioning specialist for help.
- Labor and materials for repainting or refinishing activities, or the removal or disposal of defective product(s); labor exceeding the time periods specified above.
- Incidental or consequential damage. Some states/provinces do not allow the exclusion or limitation of incidental or consequential damages, so this may not apply to you.

IMPORTANT LEGAL INFORMATION

This Warranty sets forth our maximum liability for our products. We shall not be liable for special, indirect, consequential, or incidental damages. Your sole and exclusive remedy with respect to any and all losses or damages resulting from any cause whatsoever shall be as specified above. We make no other warranty or guarantee, either express or implied, including implied warranties of merchantability and fitness for a particular purpose to the original purchaser or to any subsequent user of the product, except as expressly contained herein. In the event state or provincial law precludes exclusion or limitation of implied warranties, the duration of any such warranties shall be no longer than, and the time and manner of presenting any claim thereon shall be the same as, that provided in the express warranty stated herein.

This warranty does NOT apply to any Series 1000 or 2000 window, patio door, component part or insulating glass unit. No distributor, dealer or representative of JELD-WEN has the authority to change, modify or expand this warranty. The original purchaser of this product acknowledges that they have read this warranty, understand it and are bound by its terms and agrees to provide this warranty to the original owner of the structure into which the product is installed.

1. "JELD-WEN products" shall refer to aluminum window and patio door products manufactured in the United States and marketed under the JELD-WEN brand name for use in the United States and Canada. See our separate Export Warranty for applicable coverage on products used outside the United States and Canada.
2. "Skilled labor" refers to tasks where specialized technical knowledge, experience, methods or tools are required to properly identify, diagnose and/or correct product-related problems.
3. This warranty extends to the original purchaser (original purchaser means the contractor/distributor/purchaser and the initial owner of the structure where the product is initially installed) and is not transferable. Should state or provincial law preclude no transferability, then the warranty period is effective five (5) years from the date of manufacture for owner occupied single-family residences and two (2) years for commercial applications.

© 2008, JELD-WEN, inc. | JELD-WEN and ImpactGard are registered trademarks of JELD-WEN, inc., OREGON, USA.




ABOUT JELD-WEN

SINCE 1960, when JELD-WEN began as a small Oregon millwork plant, we've been dedicated to creating reliable windows and doors that are energy efficient, beautiful and worry-free.

JELD-WEN is proud to be a member of the Green Building Initiative (GBI). GBI is a nonprofit organization that accelerates green building practices by promoting environmentally progressive approaches that are practical, affordable and accessible to mainstream builders, architects and developers. As a member, we help state and local homebuilder associations develop local green building programs that are appropriate for their regions. These programs then help builders develop homes that are energy efficient, healthier to live in, and better for the environment.

We also believe in supporting our communities. One way we do this is through the JELD-WEN Tradition Foundation, which provides charitable funds to educational organizations. We've been the title sponsor of the JELD-WEN Tradition on the PGA TOUR's Champions Tour since 2003; we're a Proud Partner of THE PLAYERS; and we're the official window, door and millwork provider of the PGA TOUR.





The JELD-WEN website is your ultimate resource for learning about our reliable windows and doors. It has all the product information and design advice you need. Visit us at www.jeld-wen.com today.

RELIABILITY *for real life*[®]



Official window, door and millwork provider of the PGA TOUR and Champions Tour

JELD-WEN
WINDOWS & DOORS



©2008, 2006 JELD-WEN, inc.; JELD-WEN, the JW icon, ImpactGard and Reliability for real life are trademarks or registered trademarks of JELD-WEN, inc., Oregon, USA. All other trademarks are the property of their respective owners.

JELD-WEN reserves the right to change product specifications without notice. Please check our website, www.jeld-wen.com, for current information.

11-538 07/08 (SB 5M 1496)