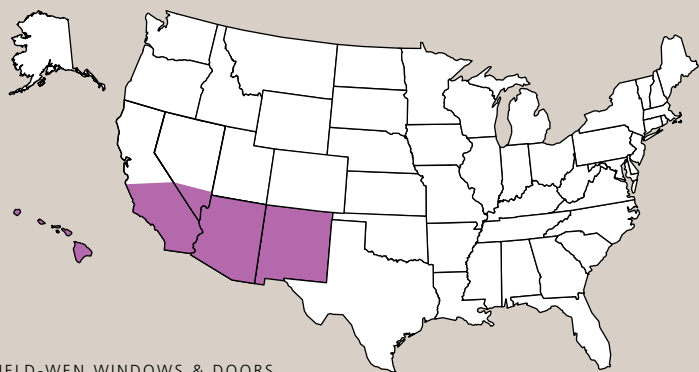




A SMART ASSORTMENT



JELD-WEN® WINDOWMASTER™—U.S. AVAILABILITY

■ All window and patio door styles in this catalog are available in the states that are highlighted in purple.



Whatever kind of home you're creating, JELD-WEN believes it deserves reliability. That's why we make our Windowmaster™ Vinyl windows and patio doors, and support them with our industry-leading warranty to ensure you'll find reliability that's perfect for your project.

For inquiries, call us Monday through Friday, from 6 a.m. to 5 p.m. (PT), at **800-JELD-WEN**. Find installation and maintenance instructions at www.jeld-wen.com/resources. If you have an issue related to materials or workmanship, call **888-JW-Help-U**.



Table of Contents

Materials and components	4	Casement and Awning windows	17
Glass types	6	Fixed, Radius and Geometric windows	18
Key features and options	8	Sliding patio doors	19
Window styles	12	Glossary	20
Horizontal Rolling windows	14	Vinyl warranty	21
Double-Hung windows	15	About JELD-WEN	23
Single-Hung windows	16		

STRENGTH IN EVERY ASPECT

Vinyl windows and patio doors

JELD-WEN Windowmaster™ Vinyl windows and patio doors are made with only the highest quality extruded vinyl. Features like titanium dioxide and color that goes all the way through the vinyl ensure durability. You can count on these colors to remain true.

Vinyl window profile



TegraTite™ installation system

TegraTite streamlines the installation process, making it easy to install a sill drainage system under vinyl windows and patio doors. The sill drain mat sits on the rough opening and directs any incidental water away from the wall, keeping it dry. Combine that with our new butyl-based adhesive flashing tape for a tighter, more energy efficient installation.

Learn more about TegraTite at www.jeld-wen.com/newinstallationtechnology.

TegraTite™



Frame types

Nail fin frame

This frame is designed to ensure easy installation for new construction.

EZ frame replacement


Flush fins on this type of frame allow a window to be replaced without damaging stucco.

Brickmould frame replacement

With this option you get the traditional look of brickmould with flush fins that won't damage stucco.

EZ sash

Our EZ sash is ideal for replacing wood windows.




Nail fin frame



EZ frame replacement



Brickmould frame replacement



EZ sash



PERFORMANCE THAT'S SIMPLY BRILLIANT

Low-E and LoE³-366

Our standard high-performance Low-E insulating glass lowers energy costs, helps homes stay cooler in the summer and warmer in the winter, prevents fading of interior furnishings, and reduces condensation. It also delivers greater visible light transmittance than tinted glass. As an option, you can select Low-E glass with argon for added insulation. We also offer optional LoE³-366, which offers more protection against heat gain, as well as greater energy savings.

With either Low-E or LoE³-366 glass, most of our windows and patio doors are ENERGY STAR® qualified. This means they exceed the minimum energy efficiency criteria for the climate region you live in.



In warm weather, Low-E glass reflects the sun's energy and reduces heat gain in the home.



In cold weather, Low-E glass reduces the amount of heat lost by reflecting it back inside.

Clear insulating glass

This type of glass offers maximum visible light transmittance and solid energy efficiency in most climates. It consists of two panes of glass, sealed with an airspace.

Tinted glass

Our tinted glass is ideal for climates with intense sunlight. It reduces glare and visible light transmittance, while keeping homes more comfortable in warm weather. In addition to the samples shown, we offer Solar Green and Dark Grey.



Azurlite




Bronze



Grey

Textured glass

Let light in while maintaining privacy with our textured glass options. We offer a range of textures (shown below) to meet your aesthetic preferences.




Obscure



Aquatex



Glue Chip



Rain




Reed



Delta Frost



Sycamore



Autumn

Actual colors may vary from the samples displayed.

Laminated glass

Laminated glass consists of panes of glass with an invisible interlayer, sandwiched together to create an extremely sturdy glass unit. This provides increased protection for home safety and from incidental impact; it also provides an improved barrier against sound and harmful UV rays.

Tempered glass

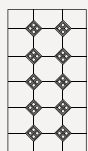
When glass is heat-treated during manufacturing, it is given extra strength, enabling it to withstand abnormal force or pressure on its surface—it will not break into sharp pieces. Local codes often require tempered glass to be used in all windows that are close to the floor or near doors, bathtubs or showers.

SoundMaster glass

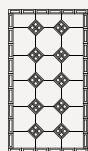
According to the U.S. Census Bureau, noise is the number one complaint people have about their neighborhoods. Yet with sound-reducing SoundMaster glass, homeowners can enjoy much quieter living spaces. Testing shows that SoundMaster glass improves the sound efficiency of a dual-glazed window by about 20 percent.

Decorative glass

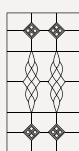
For added visual interest, choose our decorative glass. It includes leaded glass panels arranged in a variety of distinctive designs.



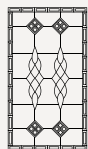
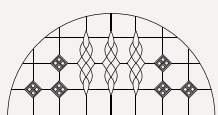
Pattern 100



Pattern 200



Pattern 300



Pattern 400

*Sample patterns shown.
See dealer for all decorative glass patterns.*



A FEW DEFINING DETAILS



Vinyl colors

Windowmaster™ Vinyl windows and patio doors are available in standard White or optional Desert Sand, two versatile colors that will complement many popular trim and exterior house paint colors.

Available frame colors



White



Desert Sand

Grilles between the glass (GBG)

With grilles between the glass, you'll enjoy the look of divided lites without any upkeep because they are placed between the two panes of insulating glass. They're available in 5/8" flat or 1" contour grilles that are color matched to the windows or patio doors you choose.



Contoured GBG




Flat GBG

A FEW DEFINING DETAILS *continued*

Style-Lock

The Style-Lock provides security that's completely encased in the window sash. This decreases the chances of tampering with the lock from the outside, while creating a clean, elegant appearance. An easily identified red dot on the inside handle indicates that the window is unlocked. The Style-Lock is a standard feature on all of our Windowmaster™ Vinyl single-hung and rolling windows.



Casement and awning hardware



Folding handle in White



Round knob in White



Crank handle in Black



Hardware options for sliding patio doors



Stainless steel rollers



Standard vinyl handle



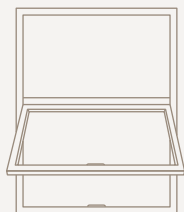
Optional brass handle with double mortise lock



Optional key lock



WINDOW STYLES



Awning

An awning window is appropriate for many architectural styles, and it looks intriguing when grouped with other window types. It is hinged at the top and opens out from the bottom in an upward swing.



Bay

This type of window is ideal for traditional or Victorian architecture, and increases the sense of openness in any room. A bay window is composed of three or more individual units. The center unit is parallel to the exterior wall with side or flanking units aligned at 30- or 45-degree angles.



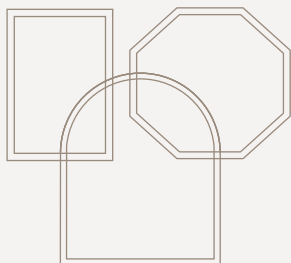
Casement

A casement window perfectly complements the simplicity of modern design, while also providing maximum ventilation. This type of window is hinged on either side so the sash opens outward, to the right or left, in a swinging motion.



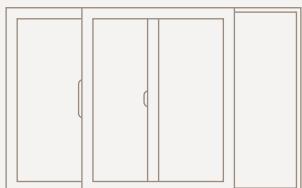
Double-Hung

This window is best suited to traditional architectural styles. Double-hung windows feature an upper and lower sash, which slide vertically past each other in a single frame. Our double-hung windows have a double-tilt feature that allows the sash to tilt in for convenient cleaning.



Fixed, Radius and Geometric

Fixed, radius and geometric windows let you showcase beautiful views and create intriguing window arrangements with other window types. A radius shape is circular or features an arched top. A geometrical shape has straight edges (e.g., rectangles or octagons).



Horizontal Rolling

This type of window has one stationary sash and one sash that rolls to the right or left horizontally in grooves or on tracks. Our rolling windows are designed to roll four times easier than industry standards.



Single-Hung

A single-hung window provides a classic appearance to any home. It features a stationary top sash and a bottom sash that slides vertically. We offer single-hung windows with take-out clips for easy sash removal and cleaning.



Sliding patio door

This type of door is perfect for nearly any patio or deck. It opens by sliding along horizontal tracks at the head and sill. Our sliding patio doors are available in two-, three- and four-panel designs.



HORIZONTAL ROLLING WINDOWS

This type of window has one stationary sash and one sash that rolls to the right or left horizontally in grooves or on tracks. Our rolling windows are designed to roll four times easier than industry standards.



Standard features

- Color: White
- 2-5/8" frame
- All frames are assembled utilizing fusion-welded technology for added strength and durability
- Frames include integral nailing fin that can be easily removed for replacement purposes
- Even sight lines
- High-performance Low-E insulating glass
- Replaceable track
- Fiberglass Charcoal insect screens in an aluminum frame to match the unit's color*
- Reinforced meeting rails; Style-Lock hardware
- Machined Delrin™ rollers with a stainless steel axle on a monorail track

Optional features

- Color: Desert Sand
- Insulating glass options include Low-E with argon, LoE³-366, tinted, textured, decorative, SoundMaster, laminated and tempered glass
- Grilles between the glass with 5/8" flat or 1" contour grilles
- Frame options include EZ sash and EZ frame replacement
- Pass-thru screens that allow for a full opening*
- Custom sizes available



DOUBLE-HUNG WINDOWS



JELD-WEN Windowmaster Vinyl windows provide energy efficiency and classic visual appeal. The Double-Hung window is well suited for traditional architecture, and is available with plenty of options.

Standard features

- Color: White
- 3-1/4" frame
- All frames are assembled utilizing fusion-welded technology for added strength and durability
- Frames include integral nailing fin that can be easily removed for replacement purposes
- Even sight lines
- High-performance Low-E insulating glass
- Fiberglass Charcoal insect screens in an aluminum frame to match the unit's color*
- Cam lock
- Block and tackle balance systems to support the vertical operation of the sash, as well as tilt latches for easy cleaning; reinforced meeting rail

Optional features

- Color: Desert Sand
- Insulating glass options include Low-E with argon, LoE³-366, tinted, textured, SoundMaster, laminated and tempered glass (see page 6)
- Grilles between the glass with 5/8" flat or 1" contour grilles
- Frame options include EZ sash and EZ frame replacement
- Custom sizes available



**Insect screens are intended to allow air and light in while keeping insects out. They are not intended to stop children from falling through an open window or door. For safety screens or other security devices, contact your local building supply retailer.*

SINGLE-HUNG WINDOWS

A single-hung window provides a classic appearance to any home. It features a stationary top sash and a bottom sash that slides vertically. We offer single-hung windows with take-out clips for easy sash removal and cleaning.



Standard features

- Color: White
- 2-5/8" frame
- All frames are assembled utilizing fusion-welded technology for added strength and durability
- Frames include integral nailing fin that can be easily removed for replacement purposes
- High-performance Low-E insulating glass
- Fiberglass Charcoal insect screens in an aluminum frame to match the unit's color*
- Block and tackle balance systems to support the vertical operation of the sash
- Reinforced meeting rails
- Style-Lock hardware
- Even sight lines

Optional features

- Color: Desert Sand
- Insulating glass options include Low-E with argon, LoE³-366, tinted, textured, decorative, SoundMaster, laminated and tempered glass (see page 6)
- Grilles between the glass with 5/8" flat or 1" contour grilles
- Frame options include EZ sash and EZ frame replacement
- Custom sizes available



CASEMENT AND AWNING WINDOWS



A casement window perfectly complements the simplicity of modern design, while also providing maximum ventilation. This type of window is hinged on either side so the sash opens outward, to the right or left, in a swinging motion.

An awning window is appropriate for many architectural styles, and it looks intriguing when grouped with other window types. It is hinged at the top and opens out from the bottom in an upward swing.

Standard features

- Color: White
- Even sight lines
- 2-5/8" frame
- All frames are assembled utilizing fusion-welded technology for added strength and durability
- Frames include integral nailing fin that can be easily removed for replacement purposes
- High-performance Low-E insulating glass
- Fiberglass Charcoal insect screens in an aluminum frame to match the unit's color*
- Low-profile multipoint locking system

Optional features

- Color: Desert Sand
- Insulating glass options include Low-E with argon, LoE³-366, tinted, textured, decorative, SoundMaster, laminated and tempered glass
- Grilles between the glass with 5/8" flat or 1" contour grilles
- Frame options include EZ sash and EZ frame replacement
- Custom sizes available



**Insect screens are intended to allow air and light in while keeping insects out. They are not intended to stop children from falling through an open window or door. For safety screens or other security devices, contact your local building supply retailer.*

FIXED, RADIUS AND GEOMETRIC

Fixed, radius and geometric windows let you showcase beautiful views and create intriguing window arrangements with other window types. A radius shape is circular or features an arched top. A geometrical shape has straight edges (e.g., rectangles or octagons).



Standard features

- Color: White
- 2-5/8" frame
- All frames are assembled utilizing fusion-welded technology for added strength and durability
- Frames include integral nailing fin that can be easily removed for replacement purposes
- High-performance Low-E insulating glass

Optional features

- Color: Desert Sand
- Insulating glass options include Low-E with argon, LoE³-366, tinted, textured, decorative, SoundMaster, laminated and tempered glass
- Grilles between the glass with 5/8" flat or 1" contour grilles
- Frame options include EZ sash and EZ frame replacement
- Custom sizes available



SLIDING PATIO DOORS



This type of door is perfect for nearly any patio or deck. It opens by sliding along horizontal tracks at the head and sill. Our sliding patio doors are available in two-, three- and four-panel designs.

Standard features

- Color: White
- All frames are assembled utilizing fusion-welded technology for added strength and durability
- Frames include integral nailing fin that can be easily removed for replacement purposes
- High-performance Low-E insulating glass
- Replaceable track
- Fiberglass Charcoal insect screens in an aluminum frame to match the unit's color*

Optional features

- Color: Desert Sand
- Insulating glass options include Low-E with argon, LoE³-366, tinted, textured, decorative, SoundMaster, laminated and tempered glass
- Grilles between the glass with 5/8" flat or 1" contour grilles
- Brass or Brushed Chrome hardware available
- Frame options include EZ sash and EZ frame replacement
- Custom sizes available



**Insect screens are intended to allow air and light in while keeping insects out. They are not intended to stop children from falling through an open window or door. For safety screens or other security devices, contact your local building supply retailer.*

GLOSSARY

Air infiltration This test measures air infiltration through a window or door, excluding air that passes between the frame of the unit and the wall. The units are tested as specified in AAMA/NWDA 101/1.S.2-97: cfm (cubic feet/minute) per square foot of overall frame dimension.

Glazing (IG) IG refers to insulating glass (dual panes separated by a spacer). IG glass is offered in clear (no special coating or gas filling) and high-performance (HP), which has a special low-emissivity coating for exceptional energy efficiency.

Outdoor-indoor transmission class (OITC)* OITC is a single-number rating that represents the acoustical performance of a product exposed to an exterior noise environment. The test evaluates a product's ability to reduce air and ground transportation noises, such as from an aircraft, freeway or railroad. The frequency range for this test is 80-4000Hz (1/3 octave bands).

Solar heat gain coefficient (SHGC) This is a measurement of the amount of heat from solar radiation that makes it through a piece of glass or a fenestration product.

Sound transmission classification (STC)* STC is a single-number rating that represents the acoustical performance of a product exposed to an office noise environment. The test evaluates a product's ability to block common interior noises, such as speech, radio and television. The frequency range for this test is 125-4000Hz (1/3 octave bands).

U-factor A window's U-factor is the measure of heat loss through the window. The lower the number, the better. The examples below are for a vinyl fixed picture window in winter nighttime conditions, which is the time of greatest heat loss.

Dual-pane clear glass	.46–.49
High-performance coated glass	.33–.35

U-factor of unit NFRC-rated U-factors are determined using NFRC 100-01. The average U-factor is an area weighting of the center of the glass and the frame heat loss for the entire unit. The U-factor is the overall coefficient of heat transmission or thermal transmittance (air-to-air) in BTU/hr./sq. ft./degrees fahrenheit. Winter night U-factors are calculated for an outdoor air temperature of 0°F, indoor air temperature of 70°F, outdoor air speed of 15 mph, indoor air speed of 0 mph, and a solar intensity of 0 BTU/hr./sq. ft.

Visible light transmittance (VT) VT is an energy performance rating that measures the amount of visible light transmitted through the total fenestration system. VT is expressed as a dimensionless number between 0 and 1. VT is influenced by the type of glazing and the ratio of glazing and frame area. The higher the VT, the more daylight a product lets in.

**Published acoustical ratings represent windows with single-strength insulated glass. Higher acoustical performance can be obtained with different glass options.*

JELD-WEN® VINYL WINDOW & PATIO DOOR LIMITED WARRANTY

OUR WARRANTY TO YOU...

JELD-WEN® Products¹ are designed to create lasting value for your home. This warranty is effective for all JELD-WEN vinyl Products manufactured on or after **January 1, 2009** for use in the United States². Any previous warranties will continue to apply to products manufactured by JELD-WEN prior to this date. For additional information, including care, maintenance and installation instructions, and previous warranties refer to www.jeld-wen.com.

What this warranty COVERS

Except as set forth in the Special Coverages section below, we warrant that if your JELD-WEN Product exhibits a defect in material or workmanship within the time periods from the date of manufacture as specified below, we will, at our option, repair, replace or refund the purchase price of the Product or component part.

Owner-Occupied Single-Family Residence Lifetime Warranty

We warrant our Products to the original owner of the owner-occupied single-family residence in which they are initially installed **for as long as you own and occupy your residence**. Skilled labor³ (where deemed necessary by us) to repair or replace any component is provided **for as long as you own and occupy your residence**.

Transferability

The Owner-Occupied Single-Family Residence warranty is transferable as follows. In the event you sell your residence or it becomes occupied by other than the original owner, the warranty is **ten (10)** years from the date of manufacture. Skilled labor³ (where deemed necessary by us) to repair or replace any component is provided for **two (2)** years from the date of manufacture.

Commercial Ten Year Warranty (Other than Owner-Occupied Single-Family Residence)

We warrant our Products for a period of **ten (10)** years from the date of manufacture. Skilled labor³ (where deemed necessary by us) to repair or replace any component is provided for **two (2)** years from the date of manufacture.

Transferability

The Commercial warranty is transferable as follows. In the event you sell the building, this warranty is transferable to subsequent owners.

Special Coverages (Applies to both Owner-Occupied and Commercial)

The following special coverages include **free** replacement parts; skilled labor³ necessary to replace components of the window or door is provided as stated above.

ImpactGard® Glass: We warrant each ImpactGard glass unit for **ten (10)** years.

Special Glazings (including laminate glass units other than ImpactGard): We warrant special glazings (including glass options not listed in our product literature e.g., leaded or decorative glass) for **five (5)** years.

Blinds/Shades Between the Glass: We warrant the insulated glass unit (including the seal), the external control mechanism, and the operation of the shade/blind for **ten (10)** years.

Spontaneous Glass Breakage: We warrant sealed glass units installed in windows and patio doors (excluding laminated glass, and special glazings) for spontaneous breakage for **one (1)** year (to include free replacement glass and skilled labor³ necessary to replace the glass for **one (1)** year. Spontaneous breakage occurs when the glass develops a crack without sign of impact.

Retractable Screens: We warrant retractable roll screens for **five (5)** years.

Accidental Glass Breakage and Screen Damage: On our Bravo, Primo and Ipex Replacement window and patio doors product lines, our standard component warranty (Owner-Occupied or Commercial) will extend to screen damage and to glass breakage (for products ordered with double-strength or thicker annealed glass only), unless the damage is attributable to acts of nature (e.g. fire, hurricane, etc.), civil disorder, building settling, structural failures of walls or foundations or improper installation, storage, or handling. Special glazings and ImpactGard glass are not covered by this glass breakage warranty.

Colored Exterior and Laminated Interior: We warrant that our factory-applied painted exterior color and factory-applied laminate interior finishes will not peel, blister, or flake for **ten (10)** years. Our applied exterior color will not exhibit excessive color change⁴ for **ten (10)** years. Note: this coverage does not extend to discoloration, polish, surface damage, or alteration caused by the use of natural or chemical solvents or an environmental factor causing such damage.

How To Get Assistance

If you have a problem with your JELD-WEN Product, contact the dealer/distributor or contractor from whom you purchased your product or contact us directly:

Mail: JELD-WEN Customer Care
Attn: Vinyl Warranty Claims
P.O. Box 1329, Klamath Falls, OR 97601
Phone: 888-JWHelpU (888-594-3578)
Fax: 800-436-5954
E-mail: jeldwenwarranty@jeld-wen.com

We can respond quickly and efficiently if you provide the following: a) product identification (from the original order/invoice, spacer code, permanent label, or the window identification number found on corner of glass), b) how to contact you, c) the address where the product can be inspected, and d) a description of the apparent problem and the product (photographs are helpful).

What We Will Do

Upon receiving your notification, we will send out an acknowledgement, usually within three business days. We will investigate your claim and will begin to take appropriate action within 30 days after notification. If it is determined that the Product does not have a defect covered by the labor warranty, we may charge an inspection fee for any onsite inspection that is required or requested by you. Because manufacturing materials and techniques can change, replacement part(s) may not be an aesthetic match to the original. Replacement components/products are warranted for the balance of the original product warranty or 90 days, whichever is longer. If we determine we are unable to provide replacement parts and repair is not practicable or cannot be made timely, then we will refund the unit/component purchase price.

What This Warranty Does NOT Cover

JELD-WEN is not liable for:

- Normal wear and tear; natural weathering of surfaces.
- Normal wear and tear to hardware and naturally occurring changes to hardware finishes (e.g., corrosion or tarnishing).
- Damage caused by chemicals (e.g. brick wash) or a harsh environment (e.g., salt spray or airborne pollutants).
- Product failure due to misuse or abuse; damage caused by failure to provide maintenance, by alteration or modification to the window (e.g. customer applied tints or films, paint finishes, security systems), or as a result of any cause beyond the control of JELD-WEN (e.g. fire, flood, earthquake, other acts of nature, and acts of third parties outside of our reasonable control).
- Glass breakage (except as specifically covered above).

- Slight imperfections or wavy distortions in the glass that don't impair structural integrity. Note: wavy distortions in the glass (e.g. related to laminate interlayer or heat strengthening of glass) are not considered a defect. Slight color variations in glass are not considered a defect.
- Improper installation not in conformance with JELD-WEN installation instructions (note: see www.jeld-wen.com for current installation instructions); operational problems and problems related to water and/or air infiltration/leaking as a result of improper installation or flaws in building design or construction.
- Damage or poor product performance resulting from installation into a condition that exceeds product design standards and/or certified performance specifications and/or is not in compliance with building codes.
- Damage caused by extreme artificial temperature buildup or exposure (e.g., where storm doors/windows are present).
- Product or component performance decline due to aging, inert gas dissipation, natural processes or failure to provide proper maintenance. Note: Other than inert gas loss due to seal failure, the migration of an inert gas, such as argon, is a natural process that occurs over time and is not a defect.
- Screen damage due to normal wear and tear, misuse, abuse, or insect or animal activity (except as specifically covered above).
- Condensation or damage as a result of condensation (Note: unless due to insulating glass failure, most condensation problems are related to excessive humidity levels in a structure. Contact a heating/air conditioning specialist for help).
- Labor and materials for repainting or refinishing activities or the removal or disposal of defective product(s); labor exceeding the time periods specified above.
- Incidental or consequential damage. Some states do not allow the exclusion or limitation of incidental or consequential damages, so this may not apply to you.

Important Legal Information

This Limited Warranty document sets forth our maximum liability for our products. We shall not be liable for special, indirect, consequential, or incidental damages. Your sole and exclusive remedy with respect to any and all losses or damages resulting from any cause whatsoever shall be as specified above. We make no other warranty or guarantee, either express or implied, including implied warranties of merchantability and fitness for a particular purpose to the original purchaser or to any subsequent user of the product, except as expressly contained herein. In the event state or provincial law precludes exclusion or limitation of implied warranties, the duration of any such warranties shall be no longer than, and the time and manner of presenting any claim thereon shall be the same as, that provided in the express warranty stated herein. This Limited Warranty document gives you specific legal rights, and you may have other rights that vary from state/province to state/province.

No distributor, dealer or representative of JELD-WEN has the authority to change, modify or expand this warranty. The original purchaser of this Product acknowledges that they have read this warranty, understand it and are bound by its terms and agrees to provide this warranty to the original owner of the structure into which the Product is installed.



¹ "JELD-WEN Products" shall refer to vinyl window and patio door products manufactured in the United States and marketed under the JELD-WEN brand name for use in the United States.

² For warranty coverage on vinyl products manufactured in the United States and installed in Canada, please see our Canadian warranty or call (888)-JWHELPU for assistance.

³ "Skilled labor" refers to tasks where specialized technical knowledge, experience, methods or tools are required to properly identify, diagnose and/or correct product-related problems.

⁴ Fading or changing in color of the applied exterior color finish is not a defect unless it exceeds five (5) E units, calculated in accordance with ASTM D2244, paragraph 6.3. Color change shall be measured on an exposed colored surface that has been cleaned of soils, and the corresponding values measured on the original or unexposed colored surface. Fading or color changes may not be uniform if the surfaces are not equally exposed to the sun and elements. If the above ASTM standards change, the standard in effect at the time of purchase applies. As an option to replacement, we may choose to refinish the product.

© 2009, JELD-WEN, inc. | JELD-WEN and ImpactGard are registered trademarks of JELD-WEN, inc., OREGON, USA.



ABOUT JELD-WEN

SINCE 1960, when JELD-WEN began as a small Oregon millwork plant, we've been dedicated to creating reliable windows and doors that are energy efficient, beautiful and worry-free.

JELD-WEN is proud to be a member of the Green Building Initiative (GBI). GBI is a nonprofit organization that accelerates green building practices by promoting environmentally progressive approaches that are practical, affordable and accessible to mainstream builders, architects and developers. As a member, we help state and local homebuilder associations develop local green building programs that are appropriate for their regions. These programs then help builders develop homes that are energy efficient, healthier to live in, and better for the environment.

We also believe in supporting our communities. One way we do this is through the JELD-WEN Tradition Foundation, which provides charitable funds to educational organizations. We've been the title sponsor of the JELD-WEN Tradition on the PGA TOUR's Champions Tour since 2003; we're a Proud Partner of THE PLAYERS; and we're the official window, door and millwork provider of the PGA TOUR.



The JELD-WEN website is your ultimate resource for learning about our reliable windows and doors. It has all the product information and design advice you need. Visit us at www.jeld-wen.com today.

RELIABILITY *for real life*®



Official window, door and millwork provider
of the PGA TOUR and Champions Tour

JELD-WEN
WINDOWS & DOORS



©2009, 2004 JELD-WEN, inc.; JELD-WEN, the JW icon, Reliability for real life, TegraTite and Windowmaster are trademarks or registered trademarks of JELD-WEN, inc., Oregon, USA. The JW icon is a trademark of JELD-WEN, inc. All other trademarks are the property of their respective owners.

JELD-WEN reserves the right to change product specifications without notice. Please check our website, www.jeld-wen.com, for current information.

11-521 04/09 (SB 5M 2873_11)