



FIBERLAST™ FIBERGLASS



***JELD-WEN** brings nature and science together for the new generation of fiberglass doors offering durability, energy efficiency and performance.*

A » PATENT PENDING FIBERGLASS SKIN

Unique blend of fiberglass, polyurethane resins and 35% recycled natural materials¹ (as certified by SCS) compression molded to create a durable skin that won't dent or rust.

B » WEATHER TIGHT EDGE

AuraLast® Wood stiles and top rail protect against water saturation, wood rot and termites.

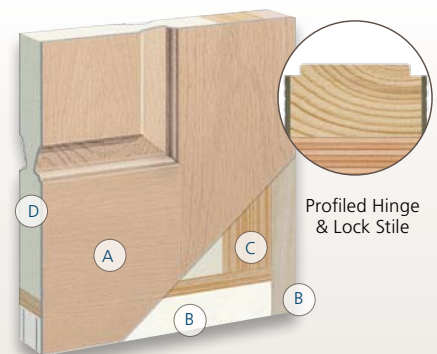
Composite bottom rail prevents moisture absorption.

C » EXTRA STRONG LOCKBLOCK

1-1/4" lock stile reinforced with full length 2-3/4" LVL internal stile for strength and stability. Provides a DP-80 performance rating when installed in an approved system² – the highest DP rating for JELD-WEN® Steel and Fiberglass doors.

D » ENERGY EFFICIENT

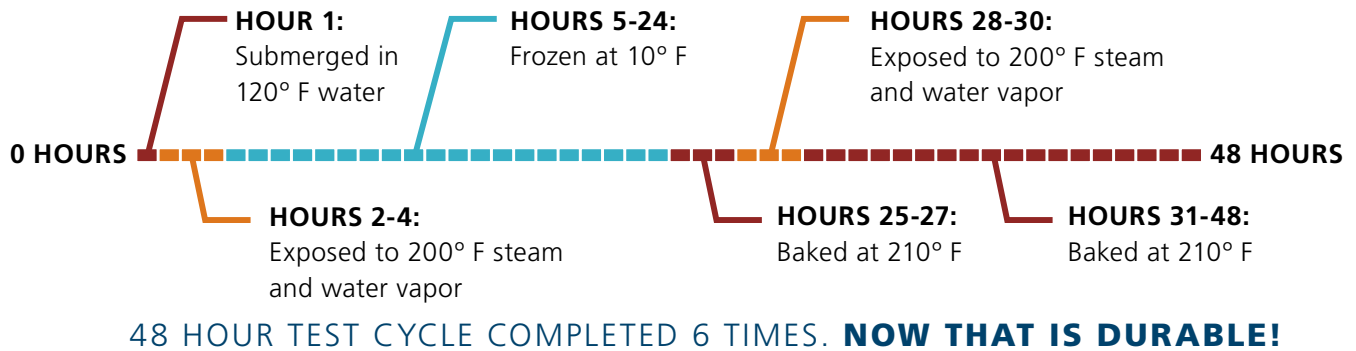
ENERGY STAR® qualified options available.³ Energy efficient Polyurethane foam core gives the door the feel of solid wood.



1. Recycled content percentages refer to the door slab and do not include the door frame or components. 2. See www.jeld-wen.com for certifications and door system requirements. 3. Energy performance ratings will vary with glass selection.

DURABILITY

The FiberLast™ skin was tested in accordance to ASTM D1037 Accelerated Weathering test typically used on exterior building products like cement board siding and composite decking.



HOW TOUGH IS THE ASTM ACCELERATED WEATHERING TEST?

Consider other building products tested to ASTM D1037!



Composite Decking



Cement Board Siding

- » **HIGH STABILITY** - FiberLast is more stable under extreme hot and cold temperatures when compared to standard fiberglass and steel doors.
- » **DENT AND WEATHER RESISTANT** skin for long lasting beauty.
- » **MEETS FLORIDA BUILDING CODE (FBC) AND TEXAS DEPARTMENT OF INSURANCE (TDI)** requirements when ordered in an approved system with certified hardware. For information on structural certifications visit www.jeld-wen.com.

AND TO BACK IT ALL UP...




LIMITED LIFETIME WARRANTY

Please visit www.jeld-wen.com for complete warranty information

SMOOTH – Factory Primed White (FL)

Beaded
Sticking
Profile



FL-100
Flush
2'6" x 6'8" ▲
2'8" x 6'8" ▲
2'10" x 6'8" ▲
3'0" x 6'8" ▲



FL-919
Full Oval
2'8" x 6'8" ▲
2'10" x 6'8" ▲
3'0" x 6'8" ▲



FL-636
Full View Round Top
2'8" x 6'8" ▲
3'0" x 6'8" ▲



FL-686
Full View
2'8" x 6'8" ▲
2'10" x 6'8" ▲
3'0" x 6'8" ▲
FL-687
2'6" x 6'8"



FL-40BT
Blank Top
2'8" x 6'8" ▲
2'10" x 6'8" ▲
3'0" x 6'8" ▲



FL-648
Camber Top
2'8" x 6'8" ▲
3'0" x 6'8" ▲



FL-659
Sunburst
2'8" x 6'8" ▲
3'0" x 6'8" ▲

NEW!



FL-21
2-Panel
2'8" x 6'8" ▲
3'0" x 6'8" ▲



FLA-684
2'8" x 6'8" ▲
3'0" x 6'8" ▲



FL-30
2'8" x 6'8" ▲
2'10" x 6'8" ▲
3'0" x 6'8" ▲



FL-949
3/4 Oval
2'8" x 6'8" ▲
2'10" x 6'8" ▲
3'0" x 6'8" ▲



FL-607
3/4 View
2'8" x 6'8" ▲
2'10" x 6'8" ▲
3'0" x 6'8" ▲



FL-431
7/8 View
Full & Retro Sizes
3'0" x 6'8" ▲
34-9/16" x 76-13/16"



FL-692
Twin 1/2 View
2'8" x 6'8" ▲
2'10" x 6'8" ▲
3'0" x 6'8" ▲

Shown with 2 1/2" lockrail and reduced top rail of 4 1/8"



FL-60
6-Panel
2'8" x 6'8" ▲
2'10" x 6'8" ▲
3'0" x 6'8" ▲



FL-637
1/2 View Round Top
2'8" x 6'8" ▲
3'0" x 6'8" ▲




FL-684
1/2 View
2'8" x 6'8" ▲
2'10" x 6'8" ▲
3'0" x 6'8" ▲



FL-664
Top Lite
2'8" x 6'8" ▲
3'0" x 6'8" ▲



FL-680
Twin Top Lites
2'8" x 6'8" ▲
3'0" x 6'8" ▲



FL-10
Flush SL
10" x 6'8" ▲
1'0" x 6'8" ▲
1'2" x 6'8" ▲



FL-690/694
Full View SL
10" x 6'8" ▲
1'0" x 6'8" ▲
1'2" x 6'8" ▲



FL-692
1/2 View SL
10" x 6'8" ▲
1'2" x 6'8" ▲

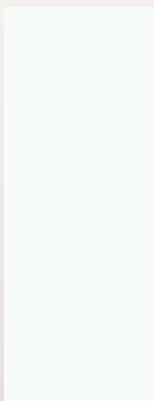


» Fire door option available in 2'8" x 3'0" widths

▲ Available in 7'0" heights




FL-949 3/4 Oval with Bristol Glass



FL8-100
8'0" Flush
2'0" x 8'0"
2'6" x 8'0"
2'8" x 8'0"
3'0" x 8'0"



FL8-612
8'0" Full View
2'8" x 8'0"
3'0" x 8'0"



FL8-607
8'0" 1/2 View
2'8" x 8'0"
3'0" x 8'0"



FL8-60
8'0" 6-Panel
2'8" x 8'0"
3'0" x 8'0"



FL8-493
8'0" Full View SL
1'0" x 8'0"
1'2" x 8'0"



FL8-422
8'0" 1/2 View SL
1'0" x 8'0"
1'2" x 8'0"



FL-431 7/8 View with Clear Glass

WOODGRAIN – Grained Oak (FK)

Ovolo
Sticking
Profile

or Grained Primed White (FW)

Ovolo
Sticking
Profile



FK-100 & FW-100

Flush
2'6" x 6'8"
2'8" x 6'8" ▲
2'10" x 6'8"
3'0" x 6'8" ▲



FK-919 & FW-919

Full Oval
2'8" x 6'8" ▲
2'10" x 6'8"
3'0" x 6'8" ▲



FK-686 & FW-686

Full View
2'8" x 6'8" ▲
2'10" x 6'8"
3'0" x 6'8" ▲
FK-687 & FW-687
2'6" x 6'8"



FK-40BT & FW-40BT

Blank Top
2'8" x 6'8"
3'0" x 6'8"



FK-659 & FW-659

Sunburst
2'8" x 6'8"
3'0" x 6'8"



FK-648 & FW-648

Camber Top
2'8" x 6'8"
3'0" x 6'8"



FK-60 & FW-60

6-Panel
2'6" x 6'8"
2'8" x 6'8" ▲
2'10" x 6'8"
3'0" x 6'8" ▲



NEW!



FK-80*

Center Arch
2'8" x 6'8"
2'10" x 6'8"
3'0" x 6'8"



FK-632*

Center Arch Glass
2'8" x 6'8"
2'10" x 6'8"
3'0" x 6'8"



FK-684 & FW-684

1/2 View
2'8" x 6'8" ▲
2'10" x 6'8"
3'0" x 6'8" ▲
FK-672 & FW-672
2'6" x 6'8"



FK-637 & FW-637

Half View Round Top
2'8" x 6'8"
3'0" x 6'8"



FK-680 & FW-680

Twin Top Lites
2'8" x 6'8"
3'0" x 6'8"



FK-664 & FW-664

Top Lite
2'8" x 6'8"
3'0" x 6'8"

*Center Arch door panels have a grained beaded sticking profile.



FK-10 & FW-10

Flush SL
10" x 6'8"
1'0" x 6'8" ▲
1'2" x 6'8" ▲



FK-690/694 & FW-690/694

Full View SL
10" x 6'8"
1'0" x 6'8" ▲
1'2" x 6'8" ▲



FK-692 & FW-692

1/2 View SL
1'0" x 6'8" ▲
1'2" x 6'8" ▲



FK8-493 & FW8-493

8'0" Full View SL
1'0" x 8'0"
1'2" x 8'0"



FK8-422 & FW8-422

8'0" 1/2 View SL
1'0" x 8'0"
1'2" x 8'0"



FK8-100 & FW8-100

Flush
2'0" x 8'0"
2'6" x 8'0"
2'8" x 8'0"
3'0" x 8'0"



FK8-60 & FW8-60

8'0" 6-Panel
2'8" x 8'0"
3'0" x 8'0"



FK8-612 & FW8-612

8'0" Full View
2'8" x 8'0"
3'0" x 8'0"



FK8-607 & FW8-607

8'0" 1/2 View
2'8" x 8'0"
3'0" x 8'0"




» Fire door option available in 2'8" x 3'0" widths

▲ Available in 7'0" heights



WOODGRAIN – Grained Fir (FF)



Shaker
Non-Profile
Sticking



FM-607 Mahogany with Jacinto Wrought Iron Glass

NEW!



FF-30
Craftsman 3-Panel
3'0" x 6'8" ▲



FF-814
Craftsman
3'0" x 6'8" ▲



FF-690
Full View SL
1'0" x 6'8"
1'2" x 6'8"



Optional Craftsman Dentil Shelf

WOODGRAIN – Grained Mahogany (FM)



Ovolo
Sticking
Profile



FM-607 Mahogany with Jacinto Wrought Iron Glass

NEW!



FM-20
2-Panel
2'8" x 6'8"
3'0" x 6'8"



FM-949
3/4 Oval
2'8" x 6'8"
3'0" x 6'8"



FM-607
3/4 View
2'8" x 6'8"
3'0" x 6'8"



FM-422
3/4 View SL
1'0" x 6'8"
1'2" x 6'8"



» Fire door option available
in 2'8" x 3'0" widths

▲ Available in 7'0" heights



Factory Primed
White (FL)



Primed White
(FW)



Grained Oak
(FK)



Grained
Mahogany (FM)

Fire-Rated Doors

20-minute fire rated doors available in 2'8" and 3'0" widths and 6'8", 7'0" and 8'0" heights. Check for size and style availability. For true fire protection, these doors must be used with certified frames and hardware.



FL-21
2-Panel



FL, FW-60
6-Panel



FL-30
3-Panel
Smooth



FK-80
8-Panel
Grained Oak



FL, FW, FK-100
Flush



FK-60
6-Panel



FM-20
2-Panel Mahogany

ADA Compliance

Many FiberLast Smooth doors have a 10-1/4" – 10-1/2" bottom rail that meets ADA 404.2.10 accessibility guidelines. For complete door compliance, follow the ADA's standards for door widths, clearance, threshold and hardware specifications.

Custom Sizes

Select styles available in custom widths and heights for the remodeling market. Contact your JELD-WEN representative for custom sizing information.



Handcrafted decorative doorglass adds beauty and mystique to your door. | The glass designs shown on this page are just a selection of the many glass options available with FiberLast doors. Please refer to the JELD-WEN exterior door full line brochure (part #10-568) for the complete offering.



FIBERLAST™ DOOR SPECIFICATIONS

FiberLast Doors - Smooth (FL), Grained Oak (FK), Grained Mahogany (FM), Grained Fir (FF)

Door Series	Width	Height*	Outer Stiles	Center Mullion	Top Rail	Lock Rail	Bottom Rail	Glass Cut Out
Fir Grained Doors & Sidelights								
Craftsman Door								
FF	3'0"	6'8"	4-7/8"	5-15/16"	4-7/8"	N/A	9-1/8"	26" x 16-1/4"
FF	3'0"	7'0"	4-7/8"	5-15/16"	4-7/8"	N/A	13-1/8"	26" x 16-1/4"
Full View Sidelight								
FF	1'0", 1'2"	6'8"	1-1/2", 2-1/2"	N/A	4-7/8"	N/A	9-1/8"	9" x 65"
Mahogany Grained Doors & Sidelights								
2-Panel Door (3/4 Oval, 3/4 Rectangle)								
FM	2'8", 3'0"	6'8"	4-3/8", 6-3/8"	N/A	4-7/8"	6"	7-5/8"	Up To 23" x 49"
3/4 View Sidelight								
FM	1'0", 1'2"	6'8"	1-1/2", 2-1/2"	N/A	4-7/8"	N/A	7-5/8"	9" x 49"
Oak Grained Door & Sidelights								
Flush								
FK, FW	2'6"	6'8"	N/A	N/A	N/A	N/A	N/A	Up to 21" x 65"
FK, FW	2'8", 2'10", 3'0"	6'8"	N/A	N/A	N/A	N/A	N/A	Up to 23" x 65"
FK, FW	2'8", 3'0"	7'0"	N/A	N/A	N/A	N/A	N/A	Up to 23" x 65"
4-Panel Blank Top								
FK, FW	2'8", 3'0"	6'8"	4-3/8", 6-3/8"	5"	20-3/8"	6-7/16"	9-3/16"	Up to 23" x 65"
6-Panel								
FK, FW	2'6"	6'8"	4-3/8"	4-3/8"	4-7/8"	6-7/16"	9-3/16"	Up to 21" x 65"
FK, FW	2'8", 2'10", 3'0"	6'8"	4-3/8", 5-3/8", 6-3/8"	5"	4-7/8"	6-7/16"	9-3/16"	Up to 23" x 65"
FK, FW	2'8", 3'0"	7'0"	4-3/8", 6-3/8"	5"	4-7/8"	6-7/16"	13-3/16"	Up to 23" x 65"
FK, FW	2'8", 3'0"	8'0"	4-3/8", 6-3/8"	5"	6-5/8"	8"	10-7/8"	Up to 23" x 81"
8-Panel Center Arch								
FK	2'8", 3'0"	6'8"	4-3/8", 6-3/8"	N/A	4-7/8"	N/A	8-11/16"	9" x 43"
Half View								
FK, FW	2'6"	6'8"	4-3/8"	4-3/8"	4-7/8"	6-7/16"	9-3/16"	21" x 37"
FK, FW	2'8", 2'10", 3'0"	6'8"	4-3/8", 5-3/8", 6-3/8"	5"	4-7/8"	6-7/16"	9-3/16"	23" x 37"
FK, FW	2'8", 3'0"	7'0"	4-3/8", 6-3/8"	5"	4-7/8"	6-7/16"	13-3/16"	23" x 37"
FK, FW	2'8", 3'0"	8'0"	4-3/8", 6-3/8"	5"	6-5/8"	8"	9-7/8"	23" x 49"
Full View								
FK, FW	2'6"	6'8"	4-3/8"	N/A	4-7/8"	N/A	9-1/8"	21" x 65"
FK, FW	2'8", 2'10", 3'0"	6'8"	4-3/8", 5-3/8", 6-3/8"	N/A	4-7/8"	N/A	9-1/8"	23" x 65"
FK, FW	2'8", 3'0"	7'0"	4-3/8", 6-3/8"	N/A	4-7/8"	N/A	13-1/8"	23" x 65"
FK, FW	2'8", 3'0"	8'0"	4-3/8", 6-3/8"	N/A	6-5/8"	N/A	7-3/8"	23" x 81"
Full View Sidelight								
FK, FW	0'10"	6'8"	1/2", 1-1/2", 2-1/2"	N/A	4-7/8"	N/A	9-1/8"	8" x 65"
FK, FW	1'0", 1'2"	6'8"	1/2", 1-1/2", 2-1/2"	N/A	4-7/8"	N/A	9-1/8"	9" x 65"
FK, FW	1'0", 1'2"	7'0"	1-1/2", 2-1/2"	N/A	4-7/8"	N/A	13-1/8"	9" x 65"
FK, FW	1'0", 1'2"	8'0"	1-1/2", 2-1/2"	N/A	6-5/8"	N/A	7-3/8"	9" x 81"
Half View Sidelight								
FK, FW	1'0", 1'2"	6'8"	1-1/2", 2-1/2"	N/A	4-7/8"	6-7/16"	9-3/16"	9" x 37"
FK, FW	1'0", 1'2"	7'0"	1-1/2", 2-1/2"	N/A	4-7/8"	6-7/16"	13-3/16"	9" x 37"
FK, FW	1'0", 1'2"	8'0"	1-1/2", 2-1/2"	N/A	6-5/8"	8"	9-7/8"	9" x 49"
Smooth Doors & Sidelights								
Flush								
FL	2'6"	6'8"	N/A	N/A	N/A	N/A	N/A	Up to 21" x 65"
FL	2'8", 2'10", 3'0"	6'8"	N/A	N/A	N/A	N/A	N/A	Up to 23" x 65"
FL	2'8", 3'0"	7'0"	N/A	N/A	N/A	N/A	N/A	Up to 23" x 65"
2-Panel								
FL	2'8", 3'0"	6'8"	4-3/8", 6-3/8"	N/A	4-7/8"	6-3/8"	10-1/4"	23" x 37"
3-Panel (3/4 Oval, 3/4 Rectangle)								
FL	2'8", 3'0"	6'8"	4-3/8", 6-3/8"	3"	4-7/8"	3-1/2"	6-5/8"	Up To 23" x 49"
4-Panel Door with Blank Top								
FL	2'8", 3'0"	6'8"	4-3/8", 6-3/8"	5"	21-3/8"	6-7/16"	10-3/16"	Up to 23" x 65"
6-Panel								
FL	2'8", 2'10", 3'0"	6'8"	4-3/8", 5-3/8", 6-3/8"	5"	4-7/8"	6-7/16"	10-3/16"	Up to 23" x 65"
FL	2'8", 3'0"	7'0"	4-3/8", 6-3/8"	5"	4-7/8"	6-7/16"	14-1/4"	Up to 23" x 65"
FL	2'8", 3'0"	8'0"	4-3/8", 6-3/8"	5"	6-5/8"	8"	10-7/8"	Up to 23" x 81"
Half View								
FL	2'8", 2'10", 3'0"	6'8"	4-3/8", 5-3/8", 6-3/8"	5"	4-7/8"	6-7/16"	10-3/16"	23" x 37"
FL	2'8", 3'0"	7'0"	4-3/8", 6-3/8"	5"	4-7/8"	6-7/16"	14-1/4"	23" x 37"
FL	2'8", 3'0"	8'0"	4-3/8", 6-3/8"	5"	6-5/8"	8"	9-7/8"	23" x 49"
7/8 View								
FL-Full	3'0"	6'8"	5-5/8"	N/A	4-1/2"	N/A	7-3/16"	24 1/2" x 57"
FL-Retro	34 9/16"	76 13/16"	5"	N/A	4-1/2"	N/A	5"	24 1/2" x 57"

FiberLast Doors - Smooth (FL), Grained Oak (FK), Grained Mahogany (FM), Grained Fir (FF)

Door Series	Width	Height*	Outer Stiles	Center Mullion	Top Rail	Lock Rail	Bottom Rail	Glass Cut Out
Smooth Doors & Sidelights ...continued								
Full View								
FL	2'6"	6'8"	4-3/8"	N/A	4-7/8"	N/A	9-1/8"	21" x 65"
FL	2'8", 2'10", 3'0"	6'8"	4-3/8", 5-3/8", 6-3/8"	N/A	4-7/8"	N/A	9-1/8"	23" x 65"
FL	2'8", 3'0"	7'0"	4-3/8", 6-3/8"	N/A	4-7/8"	N/A	13-1/8"	23" x 65"
FL	2'8", 3'0"	8'0"	4-3/8", 6-3/8"	N/A	6-5/8"	N/A	7-3/8"	23" x 81"
Full View Sidelight								
FL	0'10"	6'8"	1/2"	N/A	4-7/8"	N/A	9-1/8"	8" x 65"
FL	1'0", 1'2"	6'8"	1-1/2", 2-1/2"	N/A	4-7/8"	N/A	9-1/8"	9" x 65"
FL	1'0", 1'2"	7'0"	1-1/2", 2-1/2"	N/A	4-7/8"	N/A	13-1/8"	9" x 65"
FL	1'0", 1'2"	8'0"	1-1/2", 2-1/2"	N/A	6-5/8"	N/A	7-3/8"	9" x 81"
Half View Sidelight								
FL	1'0", 1'2"	6'8"	1-1/2", 2-1/2"	N/A	4-7/8"	6-7/16"	10-3/16"	9" x 37"
FL	1'0", 1'2"	7'0"	1-1/2", 2-1/2"	N/A	4-7/8"	6-7/16"	14-3/16"	9" x 37"
FL	1'0", 1'2"	8'0"	1-1/2", 2-1/2"	N/A	6-5/8"	8"	9-7/8"	9" x 49"

* 6'8" doors available in 79" to 79-1/4" heights; 7'0" doors available in 83" to 83-1/4" heights;
8'0" doors available in 95" to 95-1/4" heights

JELD-WEN reserves the right to change specifications without notice. Drawing dimensions may vary by manufacturing facility.
Please contact your local JELD-WEN facility for dimension clarifications.

THIRD PARTY CERTIFICATIONS

FiberLast may help achieve credits/points or satisfy criteria for many local and national green building programs such as the National Green Building Standard, Green Building Initiatives Green Globes and the U.S. Green Building Council's LEED.

National Green Building Standard ANSI / ICC 700-2008					
Category	Resource Efficiency	Resource Efficiency	Resource Efficiency	Resource Efficiency	Environmental Quality
How FIBERLAST meets criteria	Flashing Details	35% recycled content, pre-consumer	Fenestration (with ENERGY STAR® option)	Enhanced Fenestration (with ENERGY STAR option)	Pollutant Source Control (wood materials)
Section Credit	RE 602.12	RE 604.1	RE 701.4.4	RE 703.3.1	EQ 901.4
Green Globes™ New Buildings ANSI / GBI 01-2010					
Category	Project Management	Energy	Energy	Resources	Resources
How FIBERLAST meets criteria	Environmental Purchasing	Energy Consumption (with ENERGY STAR option)	Energy Demand Minimization (with ENERGY STAR option)	Minimal Consumption of Resources	Durable Components
Credit	A.2	C.1	C.2	E.2	E.4
LEED® NC v3.0					
Category	Energy & Atmosphere	Energy & Atmosphere	Materials & Resources		
How FIBERLAST meets criteria	Minimum Energy Performance	Optimize Energy Performance	35% Recycled Content, Pre-consumer		
Section Credit	EA Preq.2	EA Credit 1	MR Credit 4		
LEED® for Homes					
Category	Energy & Atmosphere	Energy & Atmosphere	Materials & Resources	Materials & Resources	
How FIBERLAST meets criteria	Optimize Energy Performance (ENERGY STAR)	Exceptional Energy Performance	Environmentally Preferable Products (EPP)	Environmentally Preferable Products (EPP)	
Section Credit	EA Preq. 1.1	EA Preq. 1.2	MR Preq. 2.2 (a)	MR Preq. 2.2	

For submittal-ready documentation, and for the most current information on how JELD-WEN® FiberLast™ doors contribute to green rating systems, visit www.jeld-wen.com/greendoc.

The JELD-WEN website is your ultimate resource for learning about our reliable windows and doors. It has all the product information and design advice you need. Visit us at jeld-wen.com today.

OUR RELIABILITY PROMISE

JELD-WEN products can create lasting value for your home. We are so confident that you will be pleased with our Fiberglass Exterior Doors, that each one carries our industry-leading warranty. Here are just some of the highlights of our warranty...

THE EXTERIOR DOOR LIMITED WARRANTY INCLUDES:

- » Limited lifetime coverage against defects in material and workmanship on FiberLast door slabs
- » Limited lifetime coverage against wood cellular structure failure on AuraLast® pine door frames

JELD-WEN manufactures and sells both individual door slabs and complete door systems. This warranty does not cover parts or components not sold by JELD-WEN.

Important Legal Information

This Limited Warranty document sets forth our maximum liability for our products. We shall not be liable for special, indirect, consequential, or incidental damages. Your sole and exclusive remedy with respect to any and all losses or damages resulting from any cause whatsoever shall be as specified above. We make no other warranty or guarantee, either express or implied, including implied warranties of merchantability and fitness for a particular purpose to the original purchaser or to any subsequent user of the product, except as expressly contained herein. In the event state or provincial law precludes exclusion or limitation of implied warranties, the duration of any such warranties shall be no longer than, and the time and manner of presenting any claim thereon shall be the same as, that provided in the express warranty stated herein. This Limited Warranty document gives you specific legal rights, and you may have other rights that vary from state/province to state/province.

NOTE: The above information is a summary of key provisions of the **JELD-WEN Interior and Exterior Door Slab and System Limited Warranty** effective July 1, 2010. For a complete copy of the current warranty, see your sales associate or refer to www.jeld-wen.com.



Official window, door and millwork provider
of the PGA TOUR and Champions Tour



©2011 JELD-WEN, inc. This publication and its contents are owned by JELD-WEN, inc. and are protected under the U.S. Copyright Act and other intellectual property laws. All trademarks, service marks, logos, and the like (whether registered or unregistered) are owned or controlled by JELD-WEN, inc. or others. Unauthorized use or duplication of JELD-WEN intellectual property is prohibited.

JELD-WEN reserves the right to change product specifications without notice. Please check our website, jeld-wen.com, for current information.

10-608 07/11 (SB 6M)