

DRAMATICALLY IMPROVE THE LOOK OF EVERY ROOM  
IN YOUR HOME WITH NEW INTERIOR DOORS



QUICK  
↑  
EASY  
HASSLE-FREE  
↓

The Decorate With Doors Team accurately measures and custom-fits new doors to their frames - Quick, Easy and Hassle-Free

RELIABILITY *for real life*®



## CUSTOM MADE INTERIOR DOORS

Imagine what your home could look like  
with new JELD-WEN interior doors.

before



after



### Custom Made Interior Doors

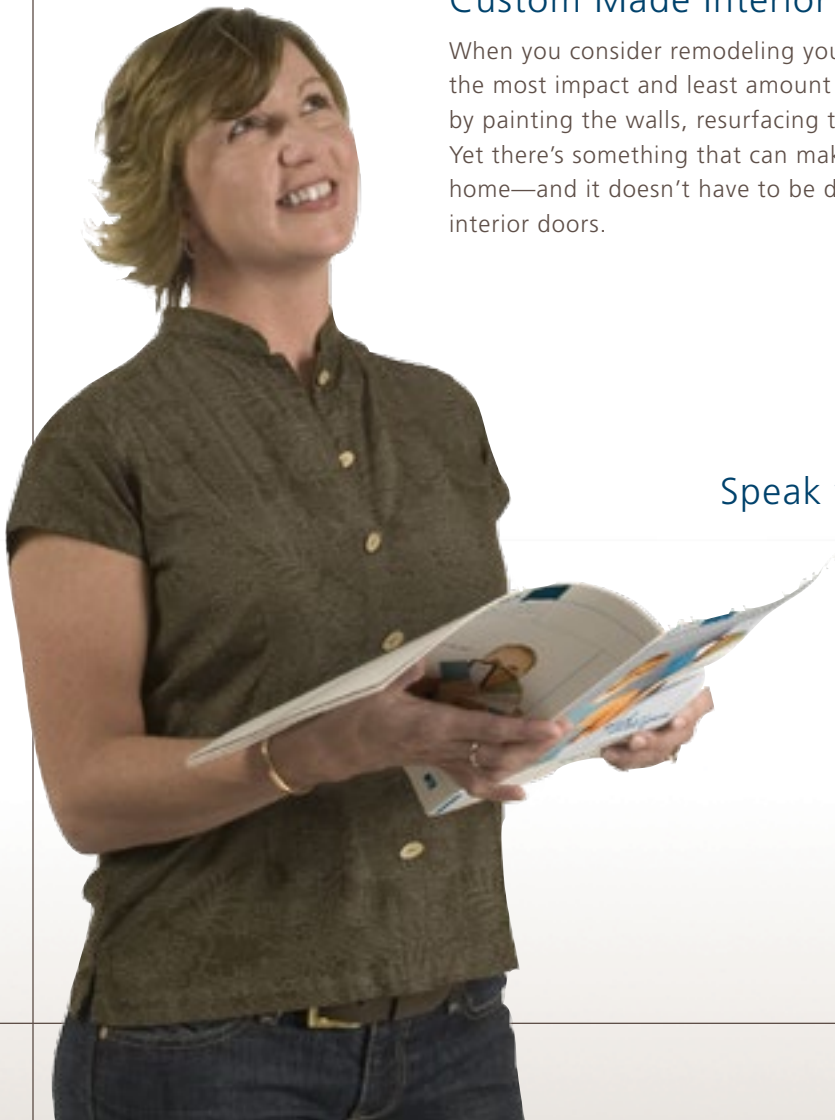
When you consider remodeling your home, which updates will provide the most impact and least amount of stress? Many people answer this question by painting the walls, resurfacing the kitchen cabinets or replacing flooring. Yet there's something that can make a bigger difference throughout your entire home—and it doesn't have to be difficult or expensive. The answer is new interior doors.


Request a

or

Speak with a JELD-WEN Consultant

Call 1.800.825.0889





**If you were to replace your interior doors yourself, you would need to:**

- » Measure each opening
- » Collect your materials:
  - Doors
  - Hardware
  - Hinges
  - Paint
- » Haul them to your home
- » Make sure you have all of the right tools:
  - Drill with appropriate bits
  - Hammer
  - Planer
  - Sander
  - Chisel
- » Remove old doors and hinges
- » Plane and sand doors to fit in non-square openings
- » Paint new doors
- » Install new doors and hardware
- » Haul away old doors



**Now there is a Quick, Easy, Hassle-Free solution!**

JELD-WEN has developed an efficient and reliable system of measuring, manufacturing and installing custom-made interior doors.

Using a state-of-the-art measuring device, 3-D measurements of your existing door frames are taken and sent electronically to our manufacturing plants, where the doors are built to fit your opening perfectly. Then the doors are simply installed without being invasive to your home.

Just choose your doors and the options you want...and the rest will be done for you.




## YOU CHOOSE THE LOOK

Making design decisions may be the most fun part of replacing your interior doors. We offer a wide range of door types, designs, hinges, trim and accessories, that make it easy to find a style that fits your needs.

- » 15 versatile and low-maintenance molded door designs
- » 100+ Custom Carved door designs to coordinate with any home's interior style
- » Raised panel, French and Louver Authentic Wood doors provide visual richness
- » Choose a finish that's most convenient for you: primed, pre-painted or clear coat
- » Trim profiles to update the look of your home
- » 100+ handle sets, knobs and levers to match any design scheme





1

**Choose Your Doors & Options: Pages 6-25**

An In Home Consultant will walk you through our offering to help you make the best choice for your home.



Molded



Authentic  
Wood



Custom  
Carved



Flush

**Molded Doors:** Our most popular doors are available in a range of versatile designs to complement many architectural styles.

**Authentic Wood Doors:** These doors, which also include French door styles, bring a natural visual warmth to any home.

**Custom Carved Doors:** Our widest range of designs to effortlessly match or coordinate with existing cabinetry and furnishings.

**Flush Doors:** Offers a clean look that easily works with existing interior decor.

**Hardware Options:** Many options are available to easily match, or coordinate with your existing hardware finish.

**Prefinish Options:** For a professional finish, include a prepaint, or clear coat in your order.



Hardware



Trim



Custom Finish Color

2


**High-Tech Measurements: Pages 26-27**

An In Home Consultant digitally measures each unique opening, and based on these measurements, your interior doors will be custom made.

3

**Professional Installation: Pages 28-29**

A professional team will install your beautiful new doors, hardware, trim and accessories for a Hassle-Free dramatic improvement to your home.



### Pocket Doors

These doors are a perfect solution for tight spaces.

(Only available in homes with existing pocket doors. Additional charges apply.)



### Sliding (Bypass) Closet Doors

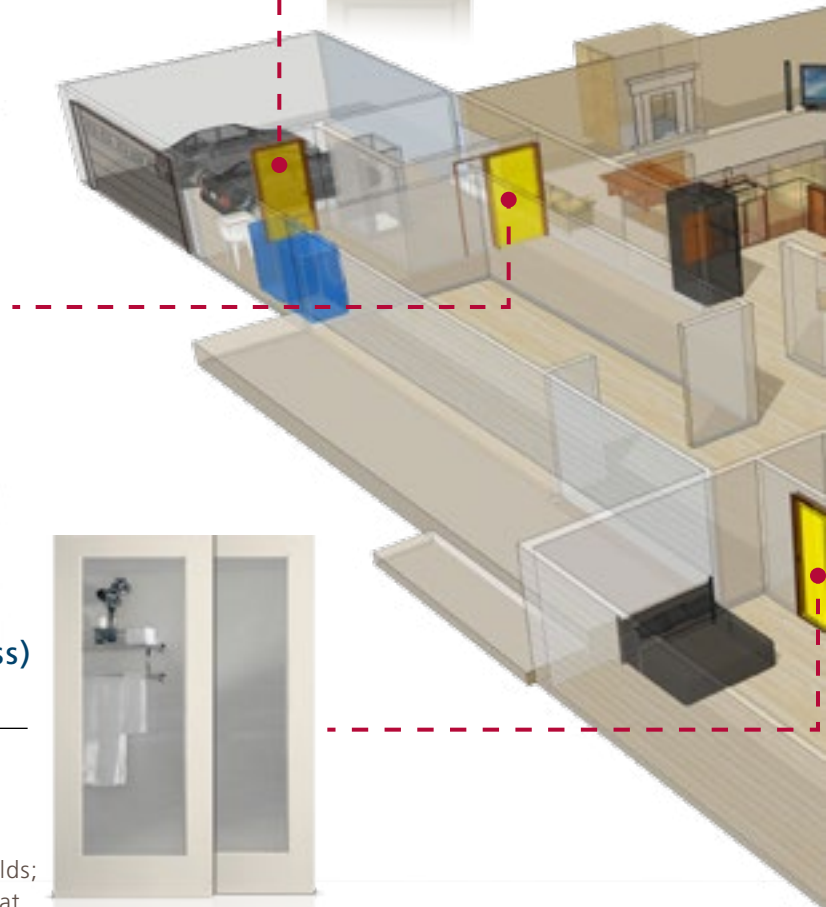
Consider using Impression™ Mirror doors here.

Switch out your bifolds; what a difference that would make!



### 20 Minute Fire Door

We can even match your fire door!  
(Upon inspection)



### Think About the Possibilities

The whole feeling of a room can change based on the type or functionality of the door you choose. Open up the sense of space within a room with an Impression™ Mirror door. Add natural light to a room with French doors. Complement your existing cabinetry by mirroring the design with your new interior doors. The possibilities really are wide open.

# YOUR POSSIBILITIES ARE ENDLESS



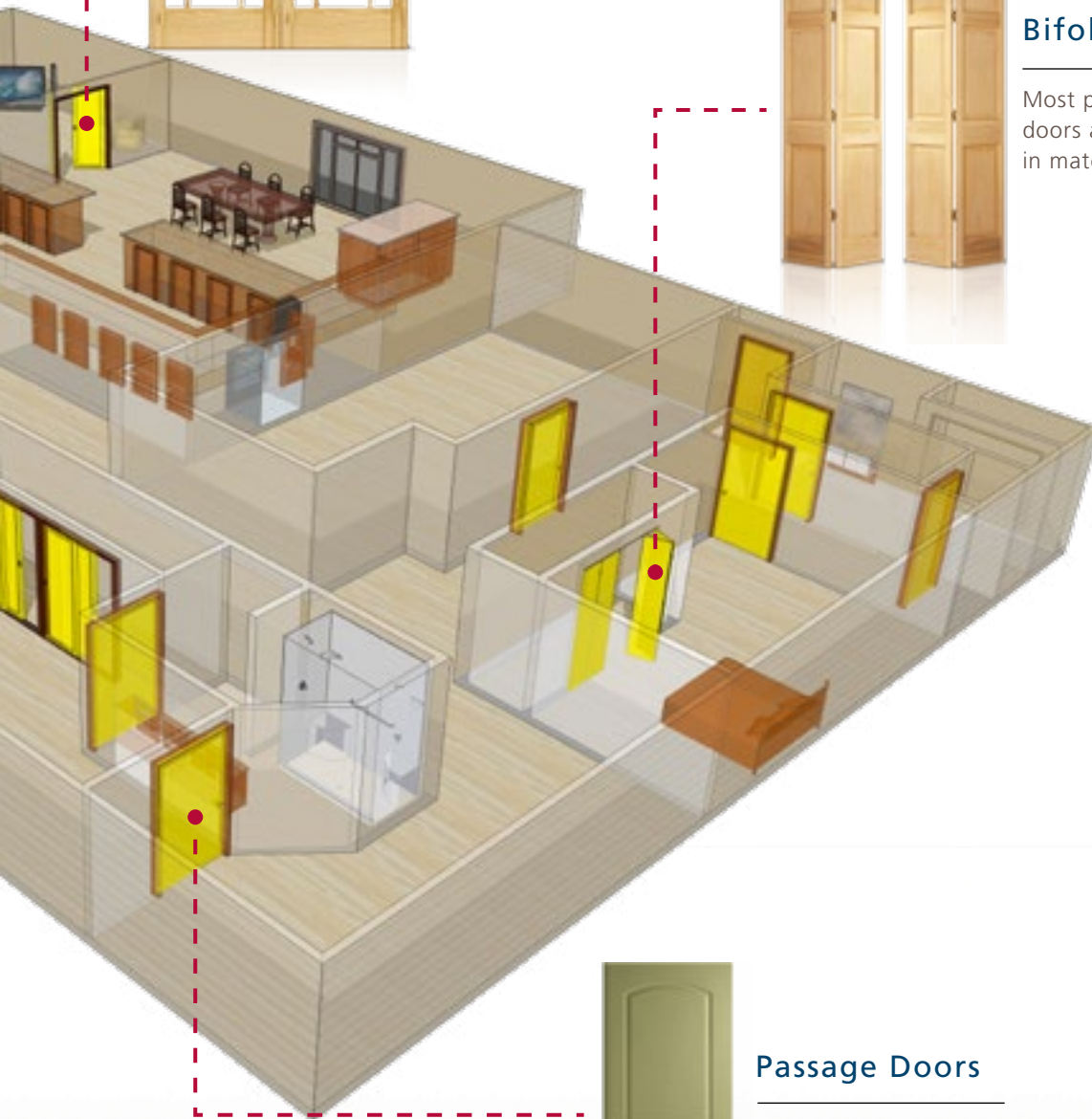
## French Doors

Nothing like double French doors to add elegance to any room.



## Bifold Doors

Most passage doors are available in matching bifolds.




## Passage Doors

Choose from Molded, Flush, Custom Carved or Wood door designs.

*NOTE: Variances in photography and printing may cause finish colors shown in this catalog to vary from actual finish.*






3-Panel Craftsman III

Easily update the interior of your home with Molded doors that are crafted to accent popular architectural styles. Our molded interior doors are made with strong, environmentally conscious materials—including wood fiber by-products from our other door lines.


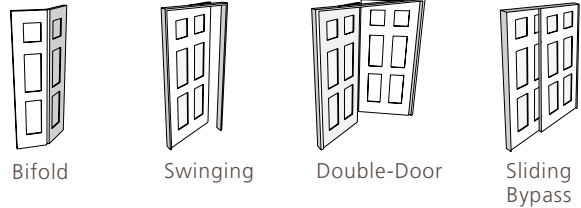
Door Surfaces



Also available in  
**PROCORE**  
THE QUIET DOOR®  
to reduce sound transmission.



Door Styles



Cambridge

Rockport

Impression Mirror

Santa Fe

Continental




Fire door option available.






Arlington (shown)  
6-Panel Smooth  
Surface - Beaded  
Sticking Bristol 6-Panel  
Smooth Surface - Modified  
Cove & Bead Sticking




Bostonian (shown)  
6-Panel Woodgrain Textured  
Modified Cove & Bead  
Sticking  
Colonial 6-Panel  
Woodgrain Textured  
Ovolo Sticking




Rockport 5-Panel  
Smooth Surface - Modified  
Cove & Bead Sticking




Princeton 2-Panel  
Smooth Surface - Modified  
Cove and Bead Sticking  
Camden® (shown)  
2-Panel Woodgrain  
Textured Modified  
Cove & Bead Sticking



Atherton® (shown)  
4-Panel Smooth  
Surface - Ovolo Sticking  
Stanford® 4-Panel  
Woodgrain Textured -  
Ovolo Sticking



Avalon® 3-Panel  
Woodgrain  
Textured - Modified  
Cove & Bead Sticking




Provincial® 4-Panel  
Woodgrain  
Textured - Ovolo  
Sticking




3-Panel Craftsman III  
Smooth Surface - Square  
Sticking



Santa Fe 2-Panel  
Smooth Surface -  
Ovolo Sticking



Cambridge® 2-Panel  
Smooth Surface -  
Ovolo Sticking



Continental™ 2-Panel  
Smooth Surface -  
Ovolo Sticking



Side A: Impression™ Mirror  
Side B: 4-panel,  
or 6- panel



1509 Sustainable Pine French Door

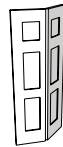
No door makes an impression like a wood door. It brings a sense of artistry into any home, whether it's elegantly modern or comfortably traditional. Upgrading to our pine wood interior doors also increases the perceived value of your home.

**Raised Panel Option with Ovolo Sticking**



Sound Performance STANDARD


**Door Styles**




Bifold



Swinging



Double-Door



Sliding Bypass



0044 Pine

0066 Pine

0066 Pine Bifold

0730 Pine

1509 Pine



## AUTHENTIC WOOD DOORS

### Raised Panel

Beautiful woodgrains add visual interest to any room.





**Maple** is a hard, strong wood with a smooth texture and uniform grain. It may exhibit random

darker streaks and occasional birds-eye or worm track patterns. Over time, Maple will yellow in color due to natural exposure to light and air.



**Sustainable Knotty Pine** is harvested from plantation forests and is a softwood that is usually light in color

with pink-brown variations. Over time, the knots will darken and the overall color will yellow. Knotty Pine is an ideal choice for a rustic door, offering its own unique charm with its mix of color, knots and character.



**Knotty Alder** is a smooth textured hardwood with a straight, even grain and knots that create beautiful swirl

patterns. This wood is slightly softer and lighter than other hardwoods and the wood color ranges from tan to a pale pinkish brown. The knots are brown to black and vary in size, shape and color.



**Sustainable Vertical Grain Pine** is harvested from plantation forests. Vertical grain pine is a softwood with

a distinct pinstripe grain pattern and uniform color. Vertical grain pine will darken and yellow with age, adding character and charm.



**Poplar** is a fine-grained hardwood with a smooth texture. It is normally light in color, but is known for its dramatic mineral streaks and

small cluster knots that vary in color from light brown to green. Poplar accepts stain beautifully and is often stained dark to marry its rich colors together.



**Hemlock** is a type of wood that features a fine-textured, straight-grained appearance.

Hemlock's light, even color takes stain beautifully and will not darken over time. The wood is also free of pitch and is not likely to splinter.




**Oak** is a hardwood known for its dramatically pronounced grain pattern, which varies from a tight, vertical

grain to a beautifully arched pattern. The wood may also feature pin knots and mineral streaks. Oak accepts stain very well.



**Cherry** is a hardwood with a smooth texture and a dramatic grain pattern. It may feature thin gum pockets, small clusters of pin knots and random blonde-colored streaks.



**Primed Wood** is white in color and features a smooth finish that is ready to paint.

	Flat Panel					Raised Panel				V-groove Panel		Louver		
	1011	1022	1033	1044	1055	0022	0028	0044	0066	0022V	0028V	0730	0730P	0732P

<b>Sustainable Pine</b>	✓*	—	—	—	—	—	✓*	✓*	✓*	—	—	✓*	✓	✓*
<b>Sustainable Knotty Pine</b>	—	✓	—	—	—	—	—	✓	✓*	—	✓*	—	—	—
<b>Knotty Alder</b>	—	—	—	✓	—	✓*	✓*	—	—	✓	✓*	—	—	—
<b>Hemlock</b>	✓*	✓	—	—	—	—	—	✓	✓*	—	—	—	—	—
<b>Oak</b>	—	✓	✓*	—	—	—	✓	✓*	✓*	—	—	—	—	—
<b>Poplar</b>	—	—	✓	—	—	—	—	✓	✓*	—	—	—	—	—
<b>Maple</b>	—	✓	✓*	—	—	—	✓*	—	✓	—	—	—	—	—
<b>Cherry</b>	—	—	✓*	—	—	—	✓*	—	✓	—	—	—	—	—
<b>Primed</b>	✓*	✓	✓	—	✓	—	—	—	—	—	—	✓	✓*	✓

\*Also available in bifold

	French						1" Terraced Bifolds			
	1501	1509	1510	1515	1501-8'0"	1512-8'0"	1518-8'0"	0730E	0732E	0066E

<b>≠Sustainable Pine</b>	✓	✓	✓	✓	✓	✓	✓	✓	✓	✓
<b>Sustainable Knotty Pine</b>	✓	—	✓	✓	—	—	—	—	—	—
<b>Knotty Alder</b>	✓	—	✓	✓	—	—	—	—	—	—
<b>Hemlock</b>	✓	—	✓	✓	—	—	—	—	—	—
<b>Oak</b>	✓	—	✓	✓	—	—	—	—	—	—
<b>Poplar</b>	✓	—	✓	✓	—	—	—	—	—	—
<b>Maple</b>	✓	—	✓	✓	—	—	—	—	—	—
<b>Cherry</b>	✓	—	✓	✓	—	—	—	—	—	—
<b>Primed</b>	✓	✓	✓	✓	✓	✓	✓	✓	✓	—

NOTE: Variances in photography and printing may cause finish colors shown in this catalog to vary from actual finish.




## AUTHENTIC WOOD FRENCH DOOR GLASS OPTIONS



Harvest



Vineyard



Reed



Rain



Pantry



Authentic  
Recipe Pantry™



Craftsman



Plaid




Strada



10-Lite Grooved



15-Lite Grooved



Privacy Frit

Note: Glass designs shown above are available in the 1501 French Door style.



1501 Authentic Recipe Pantry in Primed White



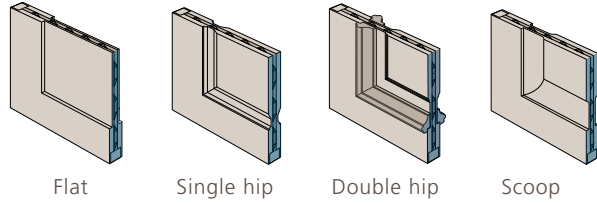
1515 Interior French 15-Lite in Primed White



C3140 Custom Carved Door

There's a Custom Carved door to accommodate any design preference or to coordinate with any decorating style. To establish a consistent look within your home, consider choosing a design that matches or complements cabinetry and other furnishings.

Panel Options



Flat

Single hip

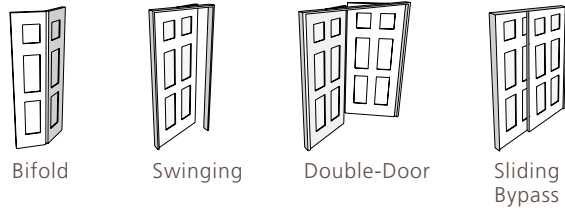
Double hip

Scoop



Superior Sound Performance  
STANDARD

Door Styles



Bifold

Swinging

Double-Door

Sliding Bypass



C-6050

C-5000

C-5000 Mesa Red


C-4130

C-3070




» Fire door option available







C1000




C1010




C1020



C1030



C1040



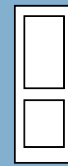
C1050



C2000



C2010



C2020



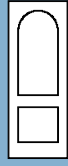
C2030



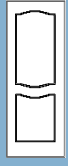
C2170



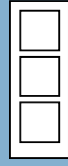
C2180



C2190



C2200



C3000



C3010



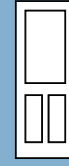
C3020



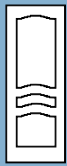
C3040



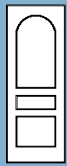
C3050



C3060




C3170



C3180



C3190



C3200



C3210



C3220



C3230



C3240



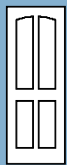
C3250



C3260



C4030



C4050



C4060




C4070



C4080



C4090



C4100



C4120



C4130




C4140



C5010



C5020



C5030



C5040




C5050



C5060



C5070



C5080



C5090



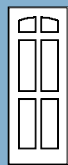
C5100



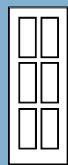
C6050



C6060



C6070



C6080



C6090



C6100



C7000



C7010



C7020

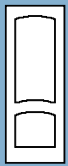


C8000





C2040



C2050



C2060



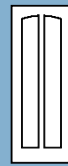
C2070



C2080



C2090



C2130



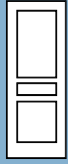
C2140




C2150



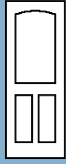
C2160




C3070



C3080



C3090



C3100



C3110



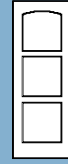
C3120



C3130



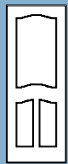
C3140



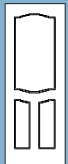
C3150



C3160



C3270



C3280



C3300



C3330



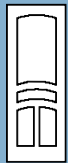
C4000



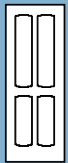
C4010



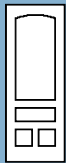
C4020



C4150



C4160



C4170



C4180



C4190



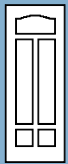
C4400



C5000



C5110



C5300



C6000



C6010



C6020



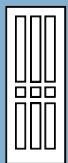
C6030



C6040




C8010




C9000



C9010



V1000



V1030



V2020



V2030

C4130 Prepainted White  
with Raised Moulding.



**JELD-WEN**  
WINDOWS & DOORS

NOTE: Variances in photography and printing may cause finish colors shown in this catalog to vary from actual finish.

RELIABILITY for real life®





Flush Door in Tropical Hardwood

These enduring interior doors are great for contemporary style homes. Our flush doors are made with a variety of beautiful hardwood veneers. In fact, they're the most affordable way to achieve the look of a solid wood door.

Hardwood Colors



Birch



Oak



Primed  
Hardboard  
White



Tropical  
Hardwood

Also available in  
**PROCORE**  
THE QUIET DOOR®  
to reduce sound transmission.



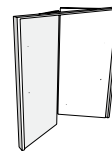
Door Styles



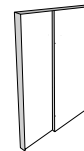
Bifold



Swinging



Double  
Door




Sliding  
Bypass



Birch



Oak



Primed Hardboard White



Tropical Hardwood



» Fire door option available



Prepainted Flush Hardboard Swinging Closet Door



6-Panel Molded Door

## PROCORE THE QUIET DOOR® Upgrade Available

Give each room in your home the privacy it deserves with our ProCore The Quiet Door upgrade. This option reduces sound transmission between interior spaces by up to 50 percent (when compared to a hollow core door). So you'll enjoy more peace and quiet. Plus, it resists the dents and dings that can occur in everyday life.

Available in  
Molded & Flush

### Solid Core vs. Hollow Core, what's the difference?

The core, or the materials used inside the door, affects the weight of the door, its ability to withstand impact, its fire rating and even sound transmission.

To make the right core choices for your interior doors, it's important to think about where each door will be installed to identify areas where more privacy is preferred. Commonly, these rooms include bathrooms, bedrooms and laundry rooms.



Hollow Core



Solid Core



## PREPAINTED 9 STANDARD COLORS



9 Standard Colors

Brilliant White	French Vanilla	Desert Sand	Dark Chocolate	Black	Medium Chocolate	Driftwood	Weathered Stone	Light Gray
-----------------	----------------	-------------	----------------	-------	------------------	-----------	-----------------	------------

### Custom Color Match Available

This custom prepaint upgrade frees you from needing to paint your own doors and it allows you to enjoy the professional look that complements your home's interior spaces.



*NOTE: Variances in photography and printing may cause finish colors shown in this catalog to vary from actual finish.*

RELIABILITY for real life®



**Baldwin Reserve**


**Ellipse Knob**  
 Satin Nickel  
 Polished Brass  
 Matte Brass Black  
 Venetian Bronze  
 Polished Chrome  
 Matte Antique Nickel



**Round Knob**  
 Venetian Bronze  
 Lifetime Polished Brass  
 Matte Antique Nickel  
 Matte Brass Black  
 Polished Chrome  
 Satin Nickel



**Arch Lever**  
 White Bronze  
 Dark Bronze



**Rustic Knob**  
 Dark Bronze  
 White Bronze



**Curve Lever**  
 Venetian Bronze  
 Lifetime Polished Brass  
 Matte Antique Nickel  
 Matte Brass Black  
 Polished Chrome  
 Satin Nickel



**Decorative Lever**  
 Matte Brass Black  
 Lifetime Polished Brass  
 Matte Antique Nickel  
 Polished Chrome  
 Satin Nickel  
 Venetian Bronze



**Federal Lever**  
 Matte Antique Nickel  
 Lifetime Polished Brass  
 Polished Chrome  
 Satin Nickel  
 Venetian Bronze  
 Matte Brass & Black



**Square Lever**  
 Polished Chrome  
 Satin Nickel  
 Venetian Bronze



**Reserve Tube Lever**  
 Satin Nickel  
 Venetian Bronze  
 Polished Chrome



# SELECT YOUR HARDWARE

## Baldwin Prestige



Alcott  
Bright Brass  
Satin Nickel



Carnaby  
Satin Nickel



Tobin  
Satin Nickel



Carnaby  
Venetian Bronze



Tobin  
Bright Brass



Madrina  
Venetian Bronze



## Kwikset Signature



Ashfield™  
Venetian Bronze  
Satin Nickel  
Bright Chrome



Avalon™  
Venetian Bronze  
Satin Nickel  
Bright Chrome



Brooklane®  
Venetian Bronze  
Satin Nickel  
Antique Nickel



Commonwealth®  
Antique Brass  
Bright Brass  
Venetian Bronze  
Satin Nickel  
Antique Nickel  
Bright Chrome  
Satin Chrome



Pembroke®  
Antique Brass  
Bright Brass  
Venetian Bronze  
Satin Nickel  
Antique Nickel  
Bright Chrome



Phoenix  
Bright Brass  
Antique Brass  
Venetian Bronze  
Satin Nickel



Laurel™  
Venetian Bronze  
Satin Nickel  
Antique Nickel  
Bright Chrome



980 Deadbolt  
Lifetime Brass  
Venetian Bronze  
Satin Nickel

« Decorative Lever in  
Matte Brass Black

NOTE: Variances in photography and printing may cause finish colors shown in this catalog to vary from actual finish.

RELIABILITY for real life®





Avalon In Satin Nickel

## Kwikset


**Abbey®**  
 Antique Brass  
 Bright Brass  
 Satin Chrome

**Cameron®**  
 Bright Brass  
 Venetian Bronze  
 Satin Nickel

**Circa®**  
 Bright Brass  
 Venetian Bronze  
 Satin Nickel  
 Antique Nickel  
 Bright Chrome  
 Satin Chrome

**Copa®**  
 Antique Brass  
 Bright Brass  
 Satin Nickel  
 Antique Nickel  
 Bright Chrome  
 Satin Chrome

**Hancock®**  
 Antique Brass  
 Bright Brass  
 Venetian Bronze  
 Satin Nickel  
 Antique Nickel  
 Bright Chrome  
 Satin Chrome

**Tustin®**  
 Antique Brass  
 Bright Brass  
 Venetian Bronze  
 Satin Nickel  
 Antique Nickel  
 Bright Chrome  
 Satin Chrome

**Lido®**  
 Antique Brass  
 Bright Brass  
 Venetian Bronze  
 Satin Nickel  
 Antique Nickel  
 Satin Chrome

**780 Deadbolt**  
 Lifetime Brass  
 Antique Brass  
 Venetian Bronze  
 Satin Nickel  
 Antique Nickel  
 Bright Chrome  
 Satin Chrome

## Economy


**Cove**  
 Antique Brass  
 Bright Brass  
 Satin Chrome  
 Venetian Bronze  
 Satin Nickel

**Polo**  
 Antique Brass  
 Bright Brass  
 Venetian Bronze  
 Satin Nickel  
 Antique Nickel  
 Bright Chrome  
 Satin Chrome

**Tylo**  
 Antique Brass  
 Bright Brass  
 Bright Chrome  
 Satin Chrome

**Delta**  
 Antique Brass  
 Bright Brass  
 Antique Nickel  
 Bright Chrome  
 Satin Chrome

**Dorian**  
 Antique Brass  
 Bright Brass  
 Venetian Bronze  
 Satin Nickel  
 Antique Nickel  
 Bright Chrome  
 Satin Chrome

**660 Deadbolt**  
 Lifetime Brass  
 Antique Brass  
 Venetian Bronze  
 Satin Nickel  
 Antique Nickel  
 Bright Chrome  
 Satin Chrome



## SELECT YOUR HARDWARE & ACCESSORIES

Hinges & Door Stops are included in the price of hardware purchased through the Decorate With Doors program

### Matching Hinges



Light Brass



Bright Brass



Antique Brass



Satin Nickel



Antique Nickel



Rubbed Bronze



Bright Chrome



Satin Chrome

### Door Stops



Rigid or Spring Door Stops  
Antique Brass  
Bright Brass  
Venetian Bronze  
Satin Nickel  
Antique Nickel  
Bright Chrome  
Satin Chrome



Deluxe Door Stop  
Antique Brass  
Bright Brass  
Venetian Bronze  
Satin Nickel  
Antique Nickel  
Bright Chrome  
Satin Chrome



Floor Mount Door Stop  
Bright Brass  
Venetian Bronze  
Satin Chrome

### Bifold & Bypass Pulls Included in Price of Door



Bifold Pull  
Antique Brass  
Bright Brass  
Venetian Bronze  
Antique Nickel  
Satin Nickel  
Satin Chrome  
Bright Chrome



Bypass Pull  
Antique Brass  
Bright Brass  
Venetian Bronze  
Satin Nickel  
Antique Nickel  
Bright Chrome  
Satin Chrome

### Pocket Door Locks



Passage  
Antique Brass  
Bright Brass  
Venetian Bronze  
Satin Nickel  
Antique Nickel  
Satin Chrome



Privacy  
Antique Brass  
Bright Brass  
Venetian Bronze  
Satin Nickel  
Antique Nickel  
Satin Chrome

### Lever Rosettes



Arch Rosette  
Venetian Bronze  
Satin Nickel



Oval Rosette  
Venetian Bronze  
Satin Nickel

### Trim Choices

Available in Primed or Clear Pine:

Trim is available in a wide range of profiles and sizes. Ask your consultant for options available in your area.



Primed 2-1/4" Pine



Clear 2-1/2" Pine



Clear 3-1/4" Pine

## Door Digitizer

The Door Digitizer is a state-of-the-art measuring device which allows the capture of 3-D measurements for the contour of each door opening (inside the frame) — to create a truly unique and custom made door slab.

### Typical Points of Measure

The typical interior passage door has 13 points to measure. This includes:

- » 9 points for the contour of the existing frame are measured.
- » 2-4 hinge points depending on height of door frame and 1-3 strikes depending on function of door.




State-of-the-Art Digitizer



Wireless Probe





### Custom Made to Perfection

Measurements are sent electronically to our manufacturing plants, where the doors are custom made to perfectly fit the opening. All preparation — routing, sanding and painting of the new door is done at the JELD-WEN plant, not in your home. Your door order is manufactured, precision trimmed and available with factory applied prepaint color or clear coat. This ensures the Quick, Easy and Hassle-Free installation of your beautiful and reliable custom made doors.



KOMO machinery routes the door contours and mortises the hinges and bores



Routing, sanding and painting of the new door is done at the JELD-WEN plant

Factory finish can be applied in 9 standard colors or any custom color of your choice


A professional team will install your beautiful new doors, hardware, trim and accessories for a hassle-free dramatic improvement to your home.



Your existing doors are removed



New doors and hardware are installed




Final inspection of door



Your home is left clean and doors are ready to use with no additional work needed





before  
↓



after  
↓





# JELD-WEN® INTERIOR AND EXTERIOR DOOR SLAB AND SYSTEM LIMITED WARRANTY

## OUR WARRANTY TO YOU...

JELD-WEN® Products<sup>1</sup> are designed to create lasting value for your home. This warranty is effective for JELD-WEN products manufactured on or after **May 1, 2012** for use in the United States and Canada. Any previous warranties will continue to apply to products manufactured by JELD-WEN prior to this date. For additional information, including care and maintenance information refer to [www.jeld-wen.com](http://www.jeld-wen.com) or [www.jeld-wen.ca](http://www.jeld-wen.ca).

### What This Warranty COVERS

We warrant to the original owner<sup>2</sup> that if your JELD-WEN Product exhibits a defect in material or workmanship within the time periods from the date of purchase as specified below, we will, at our option, repair, replace or refund the purchase price of the Product or component part. Skilled labor<sup>3</sup> (where deemed necessary by us) to repair or replace any component is provided for **one (1)** year from the date of purchase.

### Owner-Occupied Single-Family Residence Limited Warranty

**Door Slabs:** Except as set forth below, we warrant our door slabs, including any glass inserts, miscellaneous hardware, and accessories provided and installed by us, as follows:

Door Slab	Coverage
Fiberglass Exterior Doors	As long as you own and occupy your residence
FiberLast® Engineered Composite Exterior Doors	As long as you own and occupy your residence
Steel Exterior Doors	Ten (10) years
Wood Exterior Doors	Five (5) years
Interior Doors	Five (5) years

**Factory Prefinish:** We warrant the factory-applied prefinish on our doors against peeling, checking, or cracking for periods listed below. Should the factory prefinish be proven defective, we will at our option, replace or refinish the door or pay up to credit per opening to the current owner. (Note: this coverage applies to factory-applied finish coat options only; standard factory-applied primer is not a finish coat.)

Product	Coverage	Refinish Credit
Aurora® Fiberglass Doors	5 years	\$350 per opening
Custom Exterior Wood Doors	1 year	\$250 per opening
Custom Interior Wood Doors	1 year	\$150 per opening
All other Doors	1 year	\$100 per opening

**Door Frames:** We warrant our door frames for **one (1)** year from the date of purchase.

**AuraLast® Protection for Door Slabs and Frames:** Our AuraLast pine wood door slabs will be free from wood decay and/or termite damage for **twenty (20)** years from the date of initial purchase. Our AuraLast pine door frame components will be free from wood decay and/or termite damage **for as long as the original consumer owns the home** in which the AuraLast wood frames are originally installed. Warranty coverage outside Canada, the contiguous 48 states and Alaska is contingent upon approval from the JELD-WEN Customer Care Department. Please contact us.

**Severe Weather® Glass:** We warrant each Severe Weather glass unit for **ten (10)** years.

**Retractable Screens:** We warrant retractable roll screens for **five (5)** years.

**Spontaneous Glass Breakage:** We warrant sealed glass units installed in exterior doors (excluding laminated glass, and special glazings) for spontaneous breakage for **one (1)** year (including free replacement glass and skilled labor<sup>3</sup> necessary

to replace the glass for one (1) year. Spontaneous breakage occurs when the glass develops a crack without sign of impact.

### Commercial Limited Warranty (Other than Owner-Occupied Single-Family Residence)

**Fiberglass, FiberLast, Steel, Wood and Interior Door Slabs:** We warrant our door slabs for **five (5)** years from the date of initial purchase.

**All Other Products, Components, Prefinishes, and Options as Listed Above:** Coverage is the same as for Owner-Occupied Single-Family Residences as listed above.

### Transferability

This warranty is not transferable.

### How to Get Assistance

If you have a problem with your JELD-WEN Door, immediately upon discovery, contact the distributor or dealer from whom you purchased our product or contact us directly:

<b>In the United States:</b>	
Mail:	JELD-WEN Customer Care Attn: Door Warranty Claims P.O. Box 1329, Klamath Falls, OR 97601
Phone:	800-JELD-WEN (800-535-3936)
Fax:	800-436-5954
Email:	CustomerServiceAgents@jeld-wen.com
Web:	<a href="http://www.jeld-wen.com/contact-us">www.jeld-wen.com/contact-us</a>
<b>In Eastern Canada:</b>	
Mail:	JELD-WEN Service Department 90, rue Industrielle Saint-Appollinaire, Quebec, Canada G0S 2E0
Phone:	800-463-1930
Fax:	888-998-1599
<b>In Western Canada:</b>	
Mail:	JELD-WEN Service Department 550 Munroe Avenue Winnipeg, Manitoba, Canada R2K 4H3
Phone:	888-945-5627 204-668-8230
Fax:	204-663-1072
Email:	wpgservice@jeld-wen.com

We can respond quickly and efficiently if you provide the following: a) date and location of purchase, or product identification from the tag on the top edge of the slab, b) how to contact you, c) the address where the product can be inspected, and d) a description of the apparent problem and the product (photographs are helpful).

### What We Will Do

Upon receiving your notification, we will send out an acknowledgement within three business days to the contact, which you have provided. We will investigate your claim and will begin to take appropriate action within 30 days after receipt of notification. If your warranty claim is denied, we may charge an inspection fee for an onsite inspection that is required or requested by you.

If your claim is accepted, and we choose to repair or replace the product or a component of the product, the replacement product/component will be provided in the same specification as the original product. Replacement products, components and services are warranted for the balance of the original product or service warranty, or 90 days, whichever is longer.

If the claimed nonconformity is warp of a door slab, we may defer repairing or replacing the door slab for a period up to 12 months from the date of claim. It is not uncommon for a temporary warp condition to occur as the door slab adjusts to local humidity and temperature conditions. This deferral will not be counted against the warranty period.

Continued on next page

## What This Warranty Does NOT Cover

JELD-WEN manufactures and sells both individual door slabs and complete door systems. This warranty does not cover parts or components (e.g., locksets, handles, etc.) not sold by JELD-WEN to the original owner. See your distributor or dealer regarding the warranty on the entire door system and/or these other components.

We are not liable for:

- Normal wear and tear, including normal wear and tear of weatherstrip; and natural weathering of surfaces or variations in the color or texture of wood or finish; surface cracks that are less than 1/32" in width and/or 2" in length; for knotty alder and juniper: surface checks that are less than 1/8" in width and/or 5" in length, and knot placement, quantity, or size.
- Problems due to misuse or abuse; failure to follow the care and maintenance instructions; or as a result of any cause beyond our reasonable control (e.g. fire, flood, earthquake, other acts of nature, and acts of third parties outside of our control).
- Problems related to: improper field finishing of all surfaces (front and back) and edges (top, bottom, and sides) of the door slab and frame (See our Finishing Instructions at [www.jeld-wen.com/resources](http://www.jeld-wen.com/resources)); variation or unsatisfactory results in sheen or texture resulting from the field application of paint or any other finishing material.
- Failure to provide an adequate overhang for exterior doors; damage caused by extreme temperature buildup where storm doors are present. For general guidelines, see our "Appropriate Protection for Exterior Doors" in our product literature or at [www.jeld-wen.com/resources](http://www.jeld-wen.com/resources); for specific information pertaining to your structure, consult your contractor or other building professional.
- Warp for any 3'6" wide by 8' 0" high by 1 3/4", or smaller door slab, which does not exceed 1/4" in the plane of the door slab itself; door slabs wider and/or higher are not guaranteed for warp.
- Bow or misalignment in the frame or jamb in which the door slab is hung (if such is purchased from JELD-WEN unmachined and not prehung).
- Slight expansion or contraction due to varying environmental conditions; slab movement (shrinkage or swelling) of 1/4" or less due to temperature and humidity, consult our Care & Maintenance documents on how to work with this natural movement.
- Wood decay for wood components other than of AuraLast pine; and wood decay for any wood components (including pine) that come in direct contact with soil. Note: superficial mold/mildew does not indicate wood decay.
- Problems related to water and/or air infiltration due to improper assembly; installation errors or flaws in building design and construction; installation must be in strict conformance with the installation instructions provided by the manufacturer of the door entry system.
- Structural integrity issues or other problems caused by improper field fitting of the hardware, improper sizing of the door slab, or other assembly problems.
- Slight imperfections or wavy distortions in the glass that don't impair structural integrity. Note: wavy distortions in the glass (e.g. related to laminate interlayer or heat strengthening of glass) are not considered a defect. Slight color variations in glass are not considered a defect.
- Screen damage due to normal wear and tear, misuse, abuse, or insect or animal activity.
- Condensation or damage as a result of condensation (Note: unless due to insulating glass failure, most condensation problems are related to excessive humidity levels in a structure; contact a heating/air conditioning specialist for help).
- Damage or poor product performance resulting from installation into a condition that exceeds product design standards and/or certified performance specifications and/or does not comply with applicable building codes.
- Hardware, accessories or inserts that are not provided by us.

- Discoloration or rusting of decorative metal accent options, such as grilles, clavos, straps, etc.; discoloration of wood pills provided by us.
- Cost for labor, removal or disposal of defective product(s), installation or finishing of the replacement door or component.
- Incidental or consequential damage. Some states/provinces do not allow the exclusion or limitation of incidental or consequential damages, so this may not apply to you.

### Important Legal Information --

#### Please read this carefully. It affects your rights.

This Limited Warranty document sets forth our maximum liability for our products. We shall not be liable for special, indirect, consequential, or incidental damages. Your sole and exclusive remedy with respect to any and all losses or damages resulting from any cause whatsoever shall be as specified above. We make no other warranty or guarantee, either express or implied, including implied warranties of merchantability and fitness for a particular purpose to the original purchaser or to any subsequent user of the Product, except as expressly contained herein. In the event state or provincial law precludes exclusion or limitation of implied warranties, the duration of any such warranties shall be no longer than, and the time and manner of presenting any claim thereon shall be the same as, that provided in the express warranty stated herein. This Limited Warranty document gives you specific legal rights, and you may have other rights that vary from state/province to state/province.

Any dispute, controversy or claim arising out of or relating to this warranty, any alleged breach thereof, or the use or sale of the products to which this warranty applies shall be resolved by mandatory and binding arbitration administered by the American Arbitration Association in accordance with its commercial arbitration rules. Original purchaser agrees that they may assert claims against JELD-WEN in their individual capacity only, and not as a plaintiff or class member in any purported class action proceeding. Rejection of these dispute resolution provisions must be sent to JELD-WEN at the address provided herein within thirty (30) days of original purchaser's receipt of the Products to which this warranty applies.

No distributor, dealer or representative of JELD-WEN has the authority to change, modify or expand this warranty. The original purchaser of this Product acknowledges that they have read this warranty, understand it and are bound by its terms and agrees to provide this warranty to the original owner of the structure into which the Product is installed.

<sup>1</sup> "JELD-WEN Products" shall refer to interior and exterior door slabs and systems manufactured in the United States and marketed under the JELD-WEN brand name for use in the United States and Canada. See our separate Export Warranty for applicable coverage on products used outside the United States and Canada.

<sup>2</sup> This warranty extends to the original owner (original owner means the contractor/dealer/distributor/purchaser and the initial owner of the structure where the product is initially installed) and is not transferable. The original purchaser of this product acknowledges that they have read this warranty, understand it and are bound by its terms and agrees to provide this warranty to the original owner of the structure into which the product is installed. Should state or provincial law preclude no transferability, then the warranty period is effective as applicable up to five (5) years from the date of initial purchase for door slabs and systems and one (1) year from the date of manufacture for the factory pre-finish.

<sup>3</sup> "Skilled labor" refers to tasks where specialized technical knowledge, experience, methods or tools are required to properly identify, diagnose and/or correct product-related problems.

© 2010, JELD-WEN, inc. | JELD-WEN, Aurora, FiberLast and AuraLast are trademarks or registered trademarks of JELD-WEN, inc., Oregon, USA. All other marks are the property of their respective owners.

The JELD-WEN website is your ultimate resource for learning about our reliable windows and doors. It has all the product information and design advice you need. Visit us at [jeld-wen.com](http://jeld-wen.com) today.

Request a  
or  
Speak with a JELD-WEN Consultant  
Call 1.800.825.0889



*"It really is this easy"*



Official window and  
door provider of  
Major League Soccer



JELD-WEN is proud to support  
*a better way to build*

©2012, 2011 JELD-WEN, inc.; Door designs and this publication are owned by JELD-WEN, inc. and are protected under the U.S. Copyright Act and other intellectual property laws. Unauthorized use or duplication is prohibited. All trademarks, service marks, logos and the like (whether registered or unregistered) are owned or controlled by JELD-WEN, inc. or others. JELD-WEN reserves the right to change product specifications without notice. Please check our website, [jeld-wen.com](http://jeld-wen.com), for current information.

10-651 08/12 (PDF)