




When you want windows and doors that offer extraordinary artistry and consistent reliability, select JELD-WEN® Custom windows and doors.

Each one is sure to enhance the luxury of your home.

JELD-WEN




With the right
details, a house becomes
an extraordinary
home.

TABLE OF CONTENTS

| | |
|---|----|
| AuraLast® Wood | 6 |
| Supporting Sustainability | 8 |
| Window & Patio Door Choices | 10 |
| Interior & Exterior Options | 12 |
| Wood Species | 14 |
| Surface Textures Details | 16 |
| Clad Color Choices | 18 |
| Copper Cladding | 24 |
| Divided Lites | 26 |
| Decorative Grilles Between Glass | 28 |
| Glass Options | 32 |
| Screens | 40 |
| Hardware | 42 |
| Windows | 46 |
| Casement Windows | 48 |
| Double-Hung Windows | 54 |
| Tilt & Turn | 58 |
| Awning Windows | 60 |
| Gliding Windows | 62 |
| Fixed, Radius and Geometric Windows | 64 |
| Doors | 68 |
| Clad Entry Door Systems | 70 |
| Folding & Multi-Slide Patio Doors | 74 |
| Swinging Patio Doors | 76 |
| Gliding Patio Doors | 80 |
| Sidelights and Transoms | 84 |
| Warranty | 86 |
| About JELD-WEN | 94 |





AURALAST—THE WORRY-FREE WOOD®

WE CARE

AuraLast®—JELD-WEN's proprietary, water-based, vacuum-pressure process produces 96% fewer volatile organic compounds (VOCs) than the solvent-based dip-treat process used by other manufacturers.



Working with AuraLast® Wood is easy. Virtually 100% surface to core protection; nail and screw holes and trimming and sanding will not compromise the shield of AuraLast protection. Other manufacturers use dip-treated wood which has only surface protection.

Only JELD-WEN makes windows, patio doors, exterior doors, door frames and exterior trim boards with solid pine AuraLast The Worry-Free Wood, which offers superior protection from wood rot, water saturation and termites.

PROTECTS AGAINST WOOD ROT

AuraLast Wood windows and patio doors, wood doors, frames and components maintain their structural integrity even in the harshest weather and toughest climates.

PROTECTS AGAINST WATER SATURATION

AuraLast Wood offers superior resistance to water saturation, which helps protect against swelling and preventing the window or door from sticking.

PROTECTS AGAINST TERMITE INFESTATION

Harmful termites will eat through unprotected wood—not so with AuraLast Wood.

Visit jeld-wen.com/auralast for more information.

WORRY



WORRY FREE



We offer the industry's only 20-year limited warranty against wood rot and termites.

100% SURFACE TO CORE PROTECTION

PROTECTS AGAINST WOOD ROT, TERMITES
AND WATER SATURATION.








SUSTAINABLE
FORESTRY
INITIATIVE

SUPPORTING SUSTAINABILITY

JELD-WEN holds SFI Chain of Custody certification at many of our manufacturing locations. SFI's land stewardship philosophy integrates the perpetual growth and harvesting of trees with wildlife, plant, soil, water and air quality protection.

To learn more about our commitment to our environment visit jeld-wen.com/environmental.





Window and patio door choices

Our Custom windows and doors come in a variety of designs, including those you create yourself. The following pages contain choices to inspire.



The only
limitation
is your
imagination.


INTERIOR OPTIONS



INTERIOR WOOD OPTIONS

(Custom wood species also available)

Full list on page 15



STANDARD PREFINISHED INTERIORS* - Custom options available

- | | | |
|--------------------|---|--------------|
| 1. Primed | 5. Clear Lacquer | 8. Fruitwood |
| 2. Brilliant White | 6. Wheat | 9. Cordovan |
| 3. Ivory | 7. Cider | 10. Walnut |
| 4. Desert Sand | *Colors shown may not match final finish. | |



SURFACE TEXTURING AND ANTIQUING AVAILABLE

See Pages 16-17 for details



INTERIOR TRIM



WM316

WM346

WM356

WM366

WM445

EXTERIOR OPTIONS



EXTERIOR WOOD OPTIONS

Full list on page 15

WOOD EXTERIOR TRIM



Adams



Flat



Brickmould



Backband

ALUMINUM EXTERIOR TRIM



Adams




Flat



Brickmould



Manchester



Pendleton



41 EXTERIOR CLAD COLORS
(CUSTOM COLOR MATCH AVAILABLE)
WITH 70% KYNAR 500® FINISH

Full list on pages 16-21

3 COPPER CLAD



Bright Copper



Speckled Patina Copper



Hand-Rubbed Patina Copper



Beautiful, rich and durable.
The look and feel
of natural wood.

WOOD SPECIES AVAILABILITY

I Interior Wood Species

E Exterior Wood Species

Primed
AuraLast® Pine

E



Our primed windows and doors are light grey in color and are ready to paint.

Mahogany

I **E**



Mahogany is a highly dense, long-lasting hardwood with deep, rich-looking grain and a natural elegance. It accepts stain well.

AuraLast® Pine

I **E**



Pine is harvested from plantation forests. Pine is a softwood with distinct grain patterns and color variations. The wood will darken and yellow with age, adding character and charm.

Oak

I



Oak is a hardwood known for its dramatically pronounced grain pattern, which varies from a tight, vertical grain to a beautifully arched pattern. The wood may also feature pin knots and mineral streaks. Oak accepts stain very well.

Knotty Alder

I



The texture of this hardwood is smooth with a straight, even grain and knots that create beautiful swirl patterns. This wood is slightly softer and lighter than other hardwoods and the wood color ranges from tan to a pale pinkish brown. The knots are brown to black and vary in size, shape and color. This species stains and finishes well to enhance its natural grain.

Walnut

I



This wood species is traditionally used for fine furniture, gunstocks and boatbuilding; its durability makes it ideal for our windows as well. The color varies from a rich, dark brown to black with purple undertones. Walnut features attractive blonde sapwood streaks within the darker tones, and it generally has a straight grain with occasional waves or curls.

Vertical-Grain
Douglas Fir

I **E**



The texture of this hardwood is smooth with a straight, even grain. This wood is slightly softer and lighter than other hardwoods.

Cherry

I



This is a strong wood species with a smooth texture and a fine, straight and close grain. It may feature thin gum pockets, small clusters of pin knots and random blonde-colored streaks. Cherry stains easily and smoothly, and it will darken slightly with age.

Reclaimed
Douglas Fir

I **E**



Reclaimed wood is recovered from old barns, houses, fences and factories. The naturally weathered appearance and texture of reclaimed lumber gives every room a classic look of its own.

Custom Species

I



We also offer many other types of wood species. Check with your sales associate to see what exotic species we can offer to fulfil your project design needs.



All of our wood species are available with unique surface textures that allow you to create one-of-a-kind windows and doors with weather-worn, rustic appeal. Mix and match any of our surface textures for a custom distressed look.

SURFACE TEXTURE DETAILS



CHISELED

We use chisels and other tools to achieve an aged look by apply random dents and dings, also called character marks.




HAND HEWN

This texture adds the look of weather-worn waves to the wood and is our least pronounced texture. To create it, we plane channels of various sizes into the smooth wood surface. It is then hand-sanded for an appealing transition between the surfaces.



WORMHOLES

Along with character marks, we can simulate wormholes for an authentic old world charm.



WIRE BRUSHED

Windows and doors with this texture feature a charming, uneven and rough appearance. We achieve this by running the wood through a wire brushing wheel that grooves the wood for a raised-grain appearance.




ANTIQUING

This look is achieved through a multi-step process beginning with a base stain for overall color. Next, depending on base color, a dark brown or black stain is applied between the mouldings, panels and character marks, which highlights these areas.

We created a few examples of surface texture combinations for your reference. Please remember, these are only suggestions. You can create any combination of our surface textures to suit your unique design needs.


LIGHT DISTRESSING

Distress marks only, no wormholes or hand hewing



MEDIUM DISTRESSING

Hand hewing, wormholes and distress marks







Attention to every detail. Accents that reflect your personality. These are qualities inherent to all things custom. JELD-WEN® Custom windows and doors are no exception.

With our color matching capabilities we are able to make crafted pieces of art that reflect you. So let us match up a paint chip, a photograph, or a favorite work of art to bring your dream color to light.


The only question is...

...What inspires your color palette?




41 STANDARD COLORS OR CHOOSE YOUR OWN

CUSTOM COLOR INSPIRED BY TUSCAN VILLA



Standard Colors



Brilliant White

Bone White

White

French Vanilla

Cambridge White

CUSTOM COLOR INSPIRED BY MIDWESTERN PRAIRIE



Standard Colors



Sea Foam

Hunter Green

Teal


Ivy

Clover Mist

Dark Ivy


Hartford Green

CUSTOM COLOR INSPIRED BY BRASADA RANCH® BARN



Standard Colors

- Rosewood
- Garnet
- Redwood
- Scarlet Haze
- Mesa Red




CUSTOM COLOR INSPIRED BY CRATER LAKE NATIONAL PARK




Standard Colors

- Capri Blue
- Hudson Blue
- Wedgewood
- Mosaic Green
- Cascade
- Deep Summer
- Liberty Blue



CUSTOM COLOR INSPIRED BY SANDY BEACH




Standard Colors




- Ivory
- Heirloom White
- Mocha Cream
- Pueblo Tan
- Haverstraw

CUSTOM COLOR INSPIRED BY SEDONA JUNIPER




Standard Colors



- Desert Sand
- Smoke
- Champagne
- Buckskin
- Dark Buckskin
- Sage Brown
- Dark Chocolate

Our metal clad color finishes will stay truer and brighter than other finish options. This is because they feature a commercial-grade 70% Kynar 500® resin system that resists fading and chalking. It's so strong it even outperforms silicone polyester, urethane, powder and acrylic coatings. What's more, our warranty guarantees that the finish won't chalk or fade for 20 years, even in coastal environments.*

CUSTOM COLOR INSPIRED BY BLACK HOT ROD




Standard Colors



Actual colors may vary from the samples displayed. Please visit your JELD-WEN dealer for actual samples.

**Windows and patio doors with metal-clad exteriors installed within one mile of a saltwater source (or other corrosive environment) have specific maintenance requirements. To review our warranty and full care and maintenance instructions, visit jeld-wen.com/resources.*

COPPER CLAD... A LIVING FINISH THAT CHANGES OVER TIME



Bright Copper



Speckled Patina Copper




Hand-Rubbed Patina Copper

Enjoy a dynamic look with our copper cladding. Copper is a living finish that changes in appearance over time (color will vary based on interaction with atmospheric elements). The look of these windows will age to a rustic charm that only copper can offer. If you prefer it to look aged without the wait, we offer Speckled Patina and Hand-Rubbed Patina. If you prefer the sheen of our Bright Copper and want it to last, proper cleaning will keep it looking new for years to come.

Copper is available on the window sash component or patio door panel only, so you can select a contrasting or complementary metal clad color for the frame or choose the natural look of a wood frame.





Custom Wood casement windows with copper cladding that has aged to a rich green patina.

DIVIDED LITES

Authentic **divided**
lite appearance for
increased **visual**
appeal.



DESCRIPTIONS & OPTIONS



SIMULATED DIVIDED LITES (SDL)

For the most authentic divided lite appearance, select our SDL option. It includes detailed interior wood bars, metal bars placed between the panes of insulating glass, and exterior metal bars that are permanently adhered to the exterior glass. Bars are available in five widths and two profiles—SEE PROFILES AT BOTTOM OF PAGE. Exterior metal bars come in our 41 clad colors or your custom color; or you may choose primed metal bars, which may be painted any color you choose (available for windows and patio doors with wood exteriors only).

PRECISE SIMULATED DIVIDED LITES (PDL)

This option features wood exterior bars, wood interior bars and an internal metal shadow bar. Both interior and exterior bars are designed with identical widths and are permanently adhered to the glass. Muntin bars are available in 3/4" and 1-1/2" sizes. PDLs are designed for wood exteriors only.



GRILLES BETWEEN THE GLASS (GBG)

Enjoy increased visual appeal and decreased maintenance with our Grilles Between the Glass, which consist of a spacer bar placed between the panes of insulating glass. We offer 23/32" flat grilles, as well as 5/8" and 1" contour grilles. Our contour grilles are available with two-tone coloring (Brilliant White inside and Desert Sand outside or vice versa).


FULL-SURROUND WOOD GRILLES (FS)

Our Full-Surround wood grilles are a convenient way to achieve the look of divided lites. These grilles are positioned on the interior glass and can be removed for easy cleaning. They're available with 7/8", 1-1/8" or 1-3/8" grilles.



SIMULATED DIVIDED LITE PROFILES

BEAD



PUTTY



CONTEMPORARY (Interior Only)



COPPER



Refined. Window
art worth your
presentation.



Nothing dresses up your custom windows like the classic look of Decorative Metal Grilles. Choose from our styles such as Georgian, Chateau, Heritage, Lotus, Monte Carlo and more. These selections feature the customized look of old world artisans, while showing your creative taste in window art.





DECORATIVE GRILLE OPTIONS

RADIUS TOP



Versailles

RECTANGLE



Versailles

FULL CIRCLE



Etruscan

SEGMENT TOP



Chateau



Georgian



Sundial



Chateau




Infinity



Heritage



Lotus



Lotus



Lotus



Monte Carlo



Monte Carlo

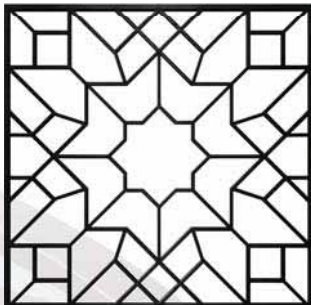


Armada



Armada

SQUARE



Etruscan



Infinity



Heritage



Armada



JELD-WEN'S Decorative Grille Program features custom capabilities to build your own creations.

Using your sketches and combinations of patterns, we can build nearly anything you imagine.



GLASS OPTIONS

TEXTURED GLASS



Obscure



Seedy Reamy



Glue Chip



Rain



Narrow Reed



Cross Reed



Sandblasted



Water



Aquatex



Delta Frost



Sycamore



Autumn

TINTED GLASS



Grey Tinted



Bronze Tinted



Azurlite Tinted



Green Tinted



Bronze Reflective



Grey Reflective



GreyLite Tinted

Add a distinctive touch to our Custom windows and patio doors with textured, tinted and decorative glass. We offer a range of options as shown above; however, more options become available all the time, so please ask your JELD-WEN dealer for more details.





LOW-E & PROTECTIVE GLASS OPTIONS



ENERGY STAR®

JELD-WEN has been an energy star partner since 1998, and is a 2010 ENERGY STAR Partner of the Year in the U.S. and a 2010 ENERGY STAR Participant of the Year in Canada.

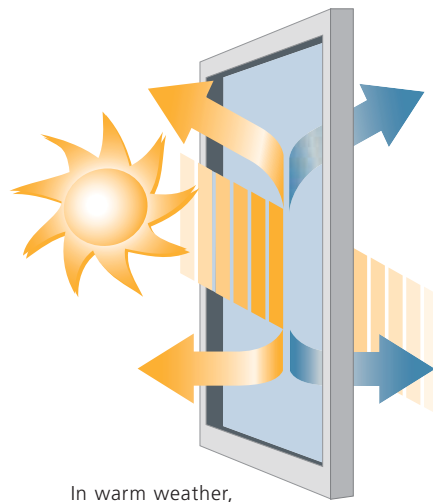
ENERGY STAR is a government program created in 1992 by the Environmental Protection Agency in an attempt to reduce energy consumption and greenhouse gases. What began originally as a voluntary labeling program has grown into one of the largest efforts worldwide to promote energy efficient consumer products.



LOE³-366 INSULATING GLASS WITH ARGON

Our standard high-performance LoE³-366 glass with insulating argon gas fill lowers energy costs and helps homes stay cooler in the summer and warmer in the winter. LoE³-366 greatly reduces fading of interior furnishings and reduces condensation. It also delivers greater visible light transmittance than tinted glass.

Many JELD-WEN® windows and patio doors with LoE³-366 and argon fill or Low-E glass are also ENERGY STAR qualified, which means they exceed the minimum energy efficiency criteria for the climate region you live in. For complete information please visit jeld-wen.com/energyefficiency.



In cold weather, LoE³-366 glass reduces the amount of heat lost by reflecting it back inside.

In warm weather, LoE³-366 glass reflects the sun's energy and reduces heat gain in the home.



PRESERVE PROTECTIVE FILM

Preserve film comes standard on our Custom window and patio door glass. It is factory-applied to both the interior and exterior surfaces of the glass. This means the glass surfaces will be reliably protected from debris and scratches that can occur during shipping and handling or at a construction site. Also you won't need to spend extra time cleaning your new windows. What's more, it's easy to remove. Preserve film is not available with impact-resistant glass or single pane units. For more information, visit: jeld-wen.com/preserve.



NEAT® GLASS

With this glass option you gain natural cleaning convenience. By harnessing the sun's UV rays (even when the sky is cloudy) to loosen dirt from the glass, rainwater can easily rinse away grime. No manual activation is required. For more information, visit jeld-wen.com/neatglass.

IMPACT RESISTANT GLASS



This glass stands up to strong impacts from wind-borne debris as well as harsh coastal conditions.

In fact, it features the industry's leading laminated glass technology that can withstand a nine-pound piece of lumber striking it head-on at approximately 34 miles per hour.

It also reduces sound transmission, blocks up to 95% of harmful UV rays, enhances home security and comes with a 10-year limited warranty. **For more information, visit jeld-wen.com/impactgard.**



Left shows a standard window, right shows how ImpactGard® resists the impact from wind-borne debris.

SAFE, SOUND & SECURE



IMPACT-RESISTANCE

During a severe storm, a broken window can affect a home's structural integrity (see illustrations).

Windows and patio doors with ImpactGard protection are designed to resist impacts so even if the glass cracks, the fragments will adhere to the interlayer, so the glass shards remain within the frame.

ImpactGard protection also meets the nation's toughest building codes. These codes specify that windows and patio doors must withstand a nine-pound 2x4 traveling at 50 feet per second (34 miles per hour).



DECREASED SOUND TRANSMISSION

Unwanted outdoor noise is noticeably dampened with ImpactGard glass.

To compare, a single pane of glass generally has an STC rating around 27, a typical insulating glass unit has an improved STC rating of 31, and a laminated insulated glass unit can achieve an STC rating up to 35.

The higher the STC rating, the better the sound dampening effects.



FORCED-ENTRY RESISTANCE

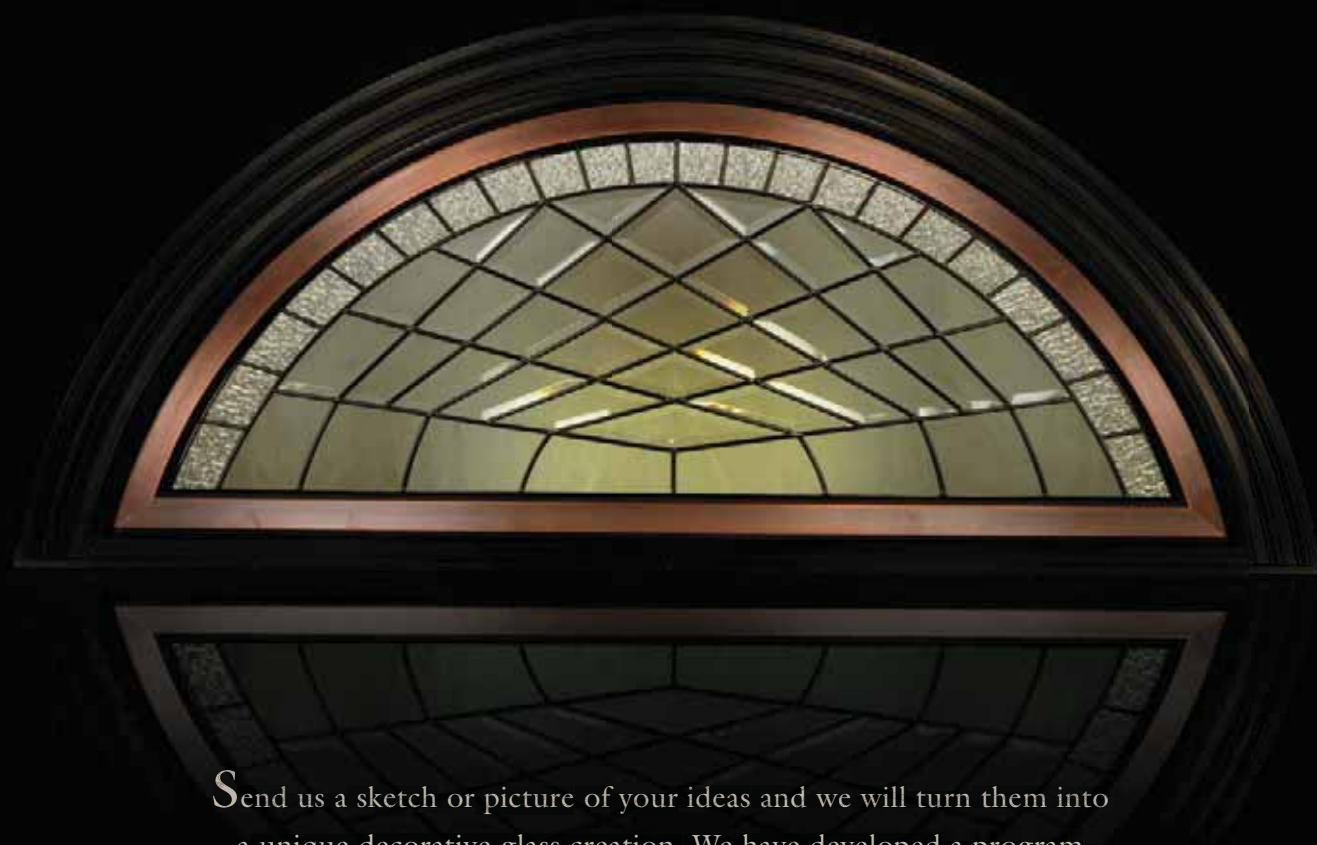
Windows with ImpactGard glass are different from windows with annealed or tempered glass.

If ImpactGard glass is broken, the vinyl interlayer remains in the frame, with glass fragments adhering to the interlayer. This provides a strong barrier against forced entry.

This glass meets rigorous industry codes, including the American Society of Testing Materials standard for preventing forced entry (ASTM F1233) and the burglary resistant guidelines issued by Underwriters Laboratories (UL972).

DECORATIVE GLASS

Unlock your
imagination.
We'll customize a window
creation just for you.



Send us a sketch or picture of your ideas and we will turn them into a unique decorative glass creation. We have developed a program that supports nearly any customized design. You can also choose from our four unique glass collection styles, that draw from popular JELD-WEN entry door designs. Make a statement with your doors and windows.





DECORATIVE GLASS OPTIONS

Featuring four popular standard glass collections, this program gives you the capabilities to design endless decorative glass creations. Using combinations of patterns, colors, obscure glass and coming options, we can build nearly anything you can imagine.






CONTEMPORARY COLLECTION
Modern and bold with a unique look certain to add to modern day homes.



ESTATE COLLECTION
Fits many types of architecture and has straight bold lines adding to the decor of any home.

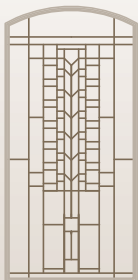




CLASSIC COLLECTION
This elegant collection adds a distinct and timeless design element to any home.






CRAFTSMAN COLLECTION
A tried and true design that represents a theme that has stood the test of time.



CAMING SELECTIONS (BELOW)

Choose one of our five coming selections to determine how ornate, elegant or plain your decorative glass will appear.



SCREENS*

PHANTOM SCREENS® TECHNOLOGY

Available to match interior wood species

Our windows are available with Phantom Screens Technology. This feature includes convenient, retractable insect screens that fully reveal beautiful exterior views. They're made to be durable, secure and easy to use, and they'll integrate seamlessly with the rest of the window. In fact, they're available in our four interior wood species. Screens for double-hung windows also have a removable track that allows sash to tilt in for easy cleaning. For more information, visit: jeld-wen.com/phantomscreens.

1. Integrated design creates a seamless look
2. Fully retractable for a clear view
3. Removable tracks allow sash to tilt in for easy cleaning on double-hung windows



WOOD FRAME SCREENS

For greater beauty and design consistency, select optional wood insect screen frames for casement, horizontal gliding, double-hung and awning windows. They're available in our four interior wood species. The mesh consists of durable Charcoal fiberglass screen cloth that resists dents.

Pine

Knotty Alder

Vertical-Grain Douglas Fir

Mahogany



* Insect screens are intended to allow air and light in, while keeping insects out. They are not intended to stop children from falling through an open door or window. For safety screens and other security devices, contact your local building supply retailer.

ULTRAVUE™ SCREENS

Please note: The below images are for illustration purposes only.



View through regular fiberglass insect screen

View through UltraVue insect screen

These screens are designed to keep more insects outside, while letting more natural light inside. They feature fine, black fiberglass mesh with a light gloss finish. UltraVue insect screens are now standard for awning, casement, double-hung and horizontal gliding windows.

ALUMINUM FRAME SCREENS

Combine your window with one of the three standard aluminum screen colors or select optional color match to get your aluminum screen in the same color as any of our 41 aluminum colors. Custom color matching is also available.

Chestnut Bronze

Brilliant White

Desert Sand





Little touches can be profoundly transformative.

This is why JELD-WEN® offers a range of hardware and hardware finishes for our Custom Wood windows and patio doors. We know a Victorian house feels all the more ornate with brass fixtures. And the shine of polished chrome adds a contemporary edge to traditional architecture. Our selection ensures you can make the statement you want down to the last detail.



HARDWARE OVERVIEW




| HARDWARE FINISHES | SWINGING PATIO DOOR | | | GLIDING PATIO DOOR | | WINDOWS | |
|--------------------------------|---------------------|--------------|--------|-------------------------|-------------|----------------------------|-------------|
| | Traditional | Contemporary | Rustic | Traditional Multi-Point | Traditional | Sash-Lock & Nesting Handle | Tilt & Turn |
| Distressed Oil-Rubbed Bronze*† | | | ✓ | | | | |
| Distressed Nickel | | | ✓ | | | | |
| Antique Nickel | | | ✓ | | | | |
| Oil-Rubbed Bronze* | ✓ | | ✓ | ✓ | ✓ | ✓ | |
| Antique Brass | ✓ | | | ✓ | ✓ | ✓ | |
| Polished Brass | ✓ | | | ✓ | ✓ | ✓ | |
| Brushed Chrome | ✓ | ✓ | | ✓ | ✓ | ✓ | ✓ |
| Polished Chrome | ✓ | ✓ | | ✓ | ✓ | ✓ | |
| Powder-Coat Black | ✓ | ✓ | | ✓ | ✓ | ✓ | ✓ |
| Powder-Coat White | ✓ | ✓ | | ✓ | ✓ | ✓ | ✓ |
| Satin Nickel† | ✓ | ✓ | | ✓ | ✓ | ✓ | ✓ |
| Chestnut Bronze | | | | | | ✓ | |
| Desert Sand | | | | | | ✓ | |

*Oil-Rubbed Bronze will change in appearance over time. Actual colors may vary from the samples displayed

†Available with optional PVD finish for increased resistance to wear and discoloration





ANATOMY OF A WINDOW



ANATOMY OF A CUSTOM WOOD WINDOW

1. Head jamb
2. Lites
3. Grille
4. Glazing/glass
5. Sash
6. Side jamb
7. Stile
8. Rail
9. Sill

The window frame consists of the head jamb, side jamb and sill.

JELD-WEN® windows and patio doors have earned Hallmark certification from the Window and Door Manufacturers Association (WDMA), which is considered a mark of excellence among architects, contractors and other specifiers. It is accepted industry-wide.





CASEMENT WINDOWS

These stylish windows lend a sense of elegance to any home, and they deliver the most unobstructed viewing areas, structural integrity and ventilation of any operating window. Each one is hinged so the sash opens in a swinging motion.

For an especially charming appearance, select our French casement windows, which feature two sash that open outward without a center mullion and provide a clear opening. We also offer push-out casement windows that operate simply with friction hinges and have a particularly clean look.



FRENCH CASEMENTS

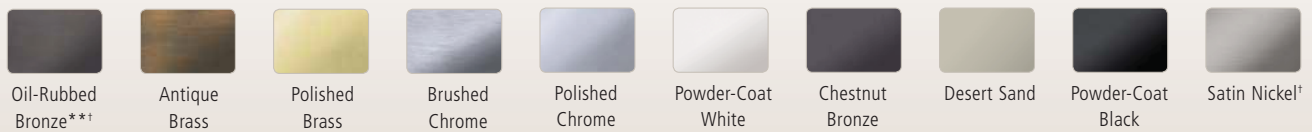
RADIUS TOP CASEMENTS



NESTING FOLDING HANDLE
Stylishly recessed, this hardware allows for hassle-free movement of window treatments

SINGLE ACTION UNISON LOCK
One lever operates two locking mechanisms for ease of operation and increased security

AVAILABLE HARDWARE FINISHES FOR ALL CASEMENT WINDOWS*



*Finishes may appear different due to variations in printing **Oil-Rubbed Bronze will change in appearance over time
†Available with optional PVD finish for increased resistance to wear and discoloration

PUSH-OUT CASEMENTS

SWINGING SCREEN

Historically detailed swinging screen matches wood and hardware finishes



HIDDEN MAGNETIC CLOSURES

For a clean, unobstructed look


PUSH-OUT HANDLE

Simple and secure, this handle is reminiscent of old-world charm but with the added benefits of modern security



STAY BAR

Stay bar holds sash open in windy conditions and is reminiscent of Old World architectural detail



IN-SWING CASEMENT

See pages 58-59 for details







DOUBLE-HUNG WINDOWS

No other windows convey the sense of traditional American design like our double-hung windows. They feature an upper and lower sash that slide vertically past each other in a single frame. The sash also tilt in for convenient cleaning. In addition, we offer double-hung sash replacement windows, which allow for easy installation.

We also offer large-scale Epic® series double-hung windows (shown below). They're ideal for either new projects or historic renovations, feature extruded sash components, and can be incorporated into new or existing rough openings that are up to 5'6" wide and 8'6" tall or up to 4'6" wide and 10'6" tall, respectively.



DOUBLE-HUNG WINDOW



DOUBLE-HUNG

Uses moving sash on top and bottom to increase usability and air circulation



CAM-LOCK


Classic styling with unobtrusive lines; simple, elegant, secure



TILT SASH

Allow for easy cleaning from the inside of your home

AVAILABLE HARDWARE FINISHES FOR ALL DOUBLE-HUNG WINDOWS*




Oil-Rubbed Bronze**†




Antique Brass




Polished Brass



Brushed Chrome



Polished Chrome



Powder-Coat White



Chestnut Bronze



Desert Sand



Powder-Coat Black



Satin Nickel†

*Finishes may appear different due to variations in printing

**Oil-Rubbed Bronze will change in appearance over time











†Available with optional PVD finish for increased resistance to wear and discoloration

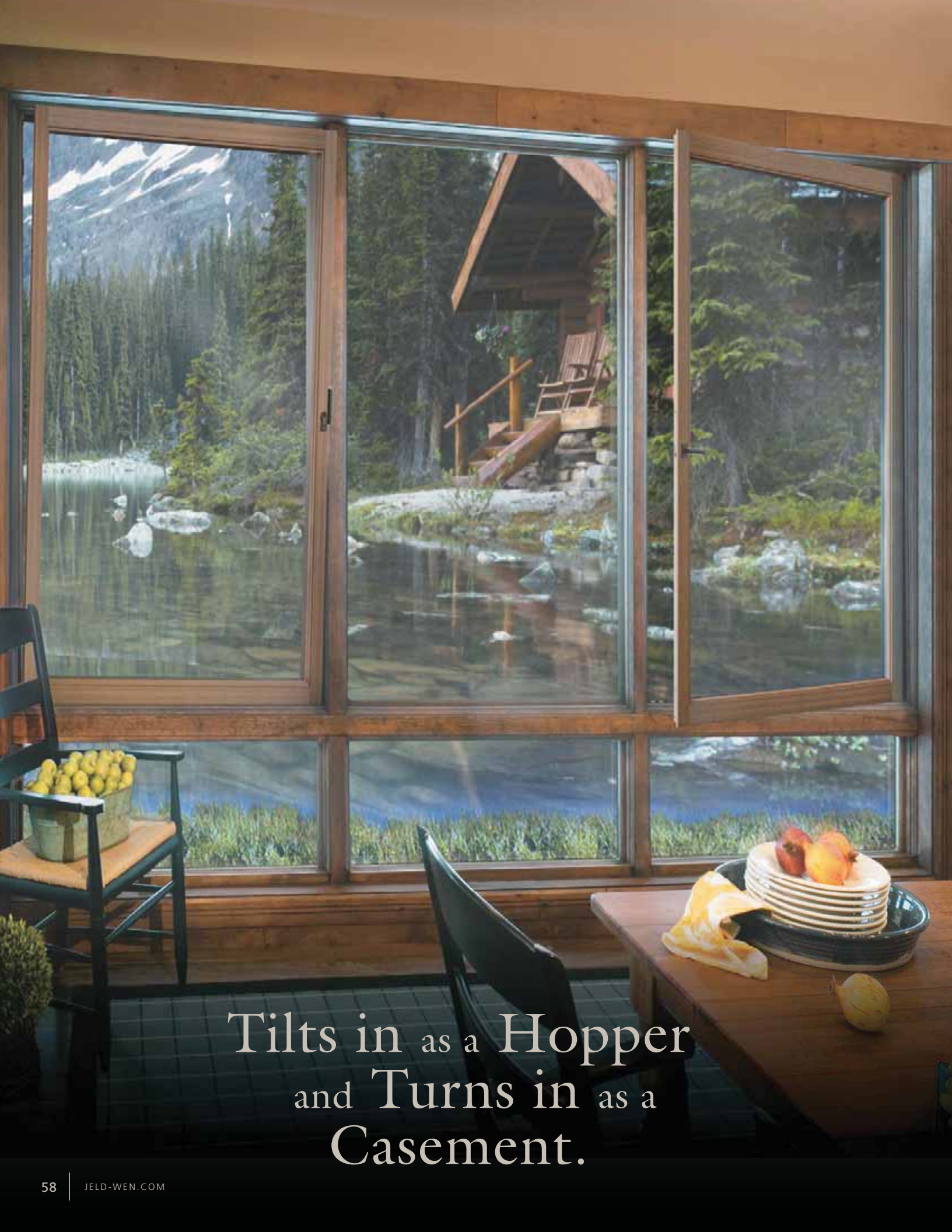
SASH REPLACEMENT SYSTEM

Includes all of the necessary parts and hardware for replacing existing windows while keeping trim and frame intact



AVAILABLE HARDWARE FINISHES FOR ALL AWNING WINDOWS*

- | | | | | | | | | | |
|---|---|---|---|---|---|--|---|---|---|
|  |  |  |  |  |  |  |  |  |  |
| Oil-Rubbed Bronze**† | Antique Brass | Polished Brass | Brushed Chrome | Polished Chrome | Powder-Coat White | Chestnut Bronze | Desert Sand | Powder-Coat Black | Satin Nickel† |



Tilts in as a Hopper
and Turns in as a
Casement.

TILT & TURN WINDOWS

Attain both elegance and versatility with Custom Wood Tilt & Turn windows. From small bedroom windows to large openings, the functionality, energy efficiency and high-end appearance of our Tilt & Turn window is second to none. This design is inspired by European trends, delivering the functionality of a casement window and the ventilation of a hopper window all in one.



AVAILABLE HARDWARE FINISHES*



*Finishes may appear different due to variations in printing



AWNING WINDOWS

These versatile windows are compatible with a variety of architectural styles. They're hinged at the top and open out from the bottom in an upward swing.



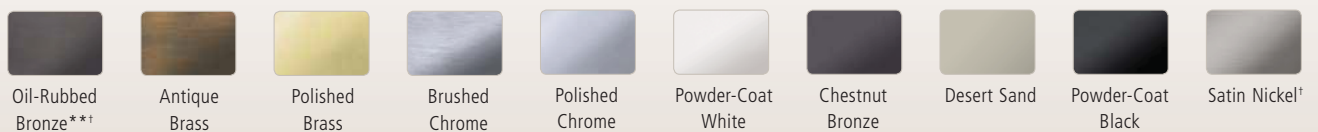
DUAL LOCK LEVERS

For easy, smooth operation and increased security

NESTING FOLDING HANDLE OR PUSH-OUT HANDLE AVAILABLE

Our stylishly recessed nesting folding handle allows for hassle-free movement of window treatments while our simple and secure push-out handle is reminiscent of old-world charm but with the added benefits of modern security.

AVAILABLE HARDWARE FINISHES FOR ALL AWNING WINDOWS*



*Finishes may appear different due to variations in printing

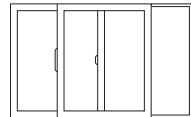
**Oil-Rubbed Bronze will change in appearance over time

†Available with optional PVD finish for increased resistance to wear and discoloration



GLIDING WINDOWS

Streamlined horizontal gliding windows allow for ventilation without taking up additional space when open. Each one has a stationary sash and a sash that glides to the right or left.













GLIDING SASH
 Moves effortlessly in either a right or left hand direction



CAM-LOCK
 Classic styling with unobtrusive lines; simple, elegant, secure

AVAILABLE HARDWARE FINISHES FOR ALL GLIDING WINDOWS*

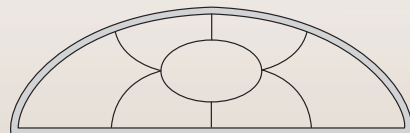

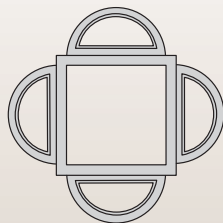
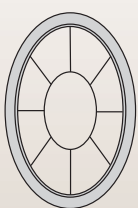
- | | | | | | | | | | |
|---|---|---|---|---|---|--|---|---|---|
|  |  |  |  |  |  |  |  |  |  |
| Oil-Rubbed Bronze**† | Antique Brass | Polished Brass | Brushed Chrome | Polished Chrome | Powder-Coat White | Chestnut Bronze | Desert Sand | Powder-Coat Black | Satin Nickel† |

*Finishes may appear different due to variations in printing **Oil-Rubbed Bronze will change in appearance over time
 †Available with optional PVD finish for increased resistance to wear and discoloration



FIXED, RADIUS & GEOMETRIC WINDOWS

Our fixed, radius and geometric windows are a distinctive choice that can emphasize a home's architecture or a stunning vista. They're available as fixed (direct set or in-sash) units or operating units in a wide range of standard shapes and sizes. In addition to our standard offerings, you may select a custom design for a unique look.



EXTRAORDINARY ARTISTRY







ANATOMY OF A DOOR



ANATOMY OF A CUSTOM WOOD DOOR

1. Head jamb
2. Top rail
3. Lites
4. Grille
5. Handle set
6. Keyway
7. Glazing/glass
8. Stile
9. Bottom rail
10. Transom
11. Sidelight
12. Panel
13. Side jamb
14. Sill

The patio door frame consists of the head jamb, side jamb and sill.

Open your home to the joy of nature and protect it from the harshest weather.
Our enduring patio doors make it possible.



Swinging Patio Door, Transom, and Sidelights in Bright Copper cladding and Black-clad frame.



CLAD ENTRY DOOR SYSTEMS



Complete your Custom Clad Wood window package with a Custom Clad entry door system.

All 41 Custom Clad colors with Kynar 500® finish are now available for your entry door frame systems (optional color match available).

Custom Fiberglass exterior doors stand up to any climate. Hot or cold, wet or dry—they look virtually indistinguishable from solid wood doors.

This makes them the most unique fiberglass doors available today. In fact, they're the world's finest and a perfect match to your Custom windows and patio doors.



CLAD ENTRY DOOR SELECTIONS

In the hands of JELD-WEN artisans, fiberglass is transformed into exceptionally beautiful doors. These doors feel and look like solid wood (even down to the knots and cracks). To enhance them, we offer luxurious woodgrain finishes and paint colors, sparkling glass options, and charming hardware options to support any design preference and architectural style. The combination of options you select allows you to enjoy a customized look. Whatever you choose, the resulting masterpiece will endure year after year.

To see the complete line of Aurora® doors refer to brochure #10-225 at jeld-wen.com/brochure.



A1202
Knotty Alder woodgrain door, Caramel finish, optional 1-3/4" diamond clavos in dark patina



A1322
Mahogany woodgrain door, Honey finish, optional 1-3/4" round clavos in dark patina



A1301
Knotty Alder woodgrain door, Antique Caramel finish, optional 1" round clavos, corner straps and speakeasy with rustic grille in dark patina



A362
Mahogany woodgrain door, Antique Cashmere finish, insulated glass, optional shelf (Note: 9-lite configuration in 8'0" door)



A252

Mahogany woodgrain door and sidelights, Sequoia finish, A glass (clear beveled, Rain [Cotswald]), polished zinc caming




A412

Mahogany woodgrain door, Sequoia finish



A225

Oak woodgrain door, Honey finish



A302

Mahogany woodgrain door, Cashmere finish



Make the **most** of your
sweeping views and
outdoor space with **style** and
individuality.



FOLDING & MULTI-SLIDE PATIO DOOR SYSTEMS



Folding or multi-slide patio door systems from JELD-WEN help to capture the beauty right outside your door. We believe that our systems offer the best combination of style, craftsmanship, reliability and individuality and are the perfect solution to bridge your indoor and outdoor living space. We've created a wide array of operating styles, sizes, exterior color and copper finishes and decorative options to suit your imagination and add a customized look to your home.



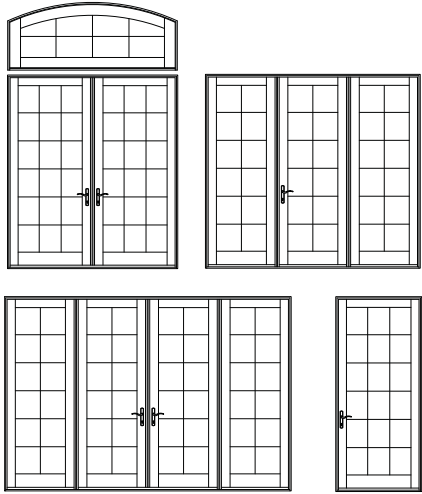
To see the complete Custom Clad Folding and Multi-Slide Patio Door Systems offering please request brochure #11-680 from your local dealer.



SWINGING PATIO DOORS

Add charm to any home with French or center-swinging patio doors. These patio doors swing either out or in on side hinges. Both are built with the same design profile as our window line, which ensures architectural correctness.

In addition, we offer Epic® Series patio doors for new projects or historic renovations. They feature 6-5/8" stiles and a 10-1/4" bottom rail to incorporate commercial hardware needs.



MULTIPLE CONFIGURATIONS AVAILABLE

**4" X 4"
ADJUSTABLE HINGES**
With stainless steel pin



**STANDARD BRONZE
EXTRUDED ALUMINUM SILL**

With thermal break; door panels are fitted with a dual-durometer vinyl sweep for increased energy efficiency.




Outswing sill shown

SWINGING PATIO DOOR HARDWARE

TRADITIONAL
Satin Nickel*




Powder-Coat White



Polished Chrome



Brushed Chrome



Polished Brass



Antique Brass



Oil-Rubbed Bronze**



Powder-Coat Black



* Finishes may appear different due to variations in printing
**Oil-Rubbed Bronze will change in appearance over time



RUSTIC
Distressed Oil-Rubbed Bronze

CONTEMPORARY
Satin Nickel



†Available with optional PVD finish for increased resistance to wear and discoloration



GLIDING PATIO DOORS

Our gliding patio doors join contemporary styling with the traditional warmth of wood. They open by gliding along horizontal tracks at the head and sill. Typically, they feature two panels, but they're also available in three- and four-panel designs.



TRADITIONAL
MULTI-POINT
HANDLE
Also available

**STEEL BALL BEARING
TANDEM ROLLERS**
Allow the panels to
glide smoothly



EXTRUDED FIBERGLASS SILL
Adds to the strength and
reliability of the door



GLIDING PATIO DOOR HARDWARE

TRADITIONAL MULTI-POINT

Antique Brass



TRADITIONAL SINGLE-POINT

Antique Brass,
also available in
above finishes



Powder-Coat White



Polished Chrome



Brushed Chrome



Satin Nickel†



Polished Brass



Oil-Rubbed Bronze**†



Powder-Coat Black



Finishes may appear different due to variations in printing

**Oil-Rubbed Bronze will change in appearance over time

† Available with optional PVD finish for increased resistance to wear and discoloration



SIDELIGHTS AND TRANSOMS

Sidelights and transoms can increase the sense of elegance or drama in any home.

A sidelight is simply a window installed on one or both sides of a patio door. A transom is a fixed window (direct set or in-sash) set above another window or a door.





OUR WARRANTY TO YOU...

JELD-WEN® WOOD AND METAL-CLAD WOOD WINDOW & PATIO DOOR LIMITED WARRANTY

JELD-WEN® Products¹ are designed to create lasting value for your home. This warranty is effective for all JELD-WEN Products manufactured on or after July 1, 2010 for use in the United States and Canada. Any previous warranties will continue to apply to products manufactured by JELD-WEN prior to this date. For additional information, including care and maintenance instructions, installation instructions and previous warranties, refer to www.jeld-wen.com or www.jeld-wen.ca.

WHAT THIS WARRANTY COVERS

Twenty Year Warranty for Window & Patio Door Products

Except as set forth in the Special Coverages section below, we warrant that if your JELD-WEN Product exhibits a defect in material or workmanship within **twenty (20)** years from the date of manufacture, we will, at our option, repair, replace or refund the purchase price of the Product or component part. Skilled labor² (where deemed necessary by us) to repair or replace components is provided for **two (2)** years (unless specified otherwise below).

Special Coverages

Clad Finish*: Under normal atmospheric conditions, the clad finish on your metal clad window or patio door manufactured by us will be free from defects as follows:

- Kynar® finishes are warranted for **twenty (20)** years and will not peel, check, crack, or exhibit excessive chalk, fade or color change³.
- All other products that include polyester finishes are warranted for **ten (10)** years and will not peel, check, crack, or exhibit excessive chalk, fade or color change³.

*The term "clad finish" means the painted finish on metal cladding. Clad products installed within one mile of a salt-water source (for example and ocean or salt lake) or other corrosive environment require additional and specific maintenance requirements. Refer to our full care and maintenance instructions.

AuraLast® Protection: We warrant pine wood components of JELD-WEN Products for **twenty (20)** years against wood cellular structure failure (often referred to as "wood cellular breakdown") caused by decay and/or termites. Warranty coverage outside Canada, the contiguous 48 states and Alaska is contingent upon approval from the JELD-WEN Customer Care Department. Please contact us.

Factory Prefinish: We warrant the factory-applied prefinish on our Products against peeling, checking, or cracking for **one (1)** year from the date of manufacture. Should the factory prefinish be proven defective within this time period, we will at our option, replace or refinish the component or product, or offer a refinish credit up to \$50 per opening for windows or \$100 per opening for patio doors. Note: this coverage applies to factory-applied finish coat options only; standard factory-applied primer is not a finish coat.

Custom Fiberglass Door Slabs: We warrant our fiberglass door slabs for as long as you own and occupy your residence.

Custom Fiberglass Door Factory Prefinish: We warrant the factory prefinish on our fiberglass doors for **five (5)** years. Should the factory prefinish be proven defective, we will at our option refinish the door or pay up to \$350.00 per opening to the current owner.

Electric Operators: We warrant electric operators provided by us for **one (1)** year (to include free replacement parts and skilled labor² necessary to replace the operator for **one (1)** year).

Blinds/Shades Between the Glass: We warrant the insulated glass unit (including the seal), the external control mechanism, and the operation of the shade/blind for **ten (10)** years.

ImpactGard® Glass: We warrant each ImpactGard glass unit for **ten (10)** years.

Special Glazings (including laminate glass units other than ImpactGard): We warrant special glazings (including glass options not listed in our product literature e.g., leaded or decorative glass) for **five (5)** years.

Spontaneous Glass Breakage: We warrant sealed glass units installed in windows and patio doors (excluding laminated glass, and special glazings) for spontaneous breakage for **one (1)** year (to include free replacement glass and skilled labor² necessary to replace the glass for **one (1)** year. Spontaneous breakage occurs when the glass develops a crack without sign of impact.

Transferability

In the event you sell your residence/building, this warranty is transferable to subsequent owners. In the event you sell your residence/building or it becomes occupied by other than the original owner, the warranty is the lesser of **ten (10)** years from the date of manufacture or the period indicated under Special Coverages above.

How To Get Assistance

If you have a problem with your JELD-WEN product, contact the dealer/distributor or contractor from whom you purchased your product or contact us directly:

In the United States:

Mail: JELD-WEN Customer Care
Attn: Wood/Metal Clad Wood Warranty Claims
P.O. Box 1329, Klamath Falls, OR 97601
Phone: 888-JWHelpU (888-594-3578)
Fax: 800-436-5954
Email: CustomerServiceAgents@jeld-wen.com

In Eastern Canada:

Mail: JELD-WEN Service Department
90, rue Industrielle
Saint-Appollinaire, Quebec, Canada G0S 2E0
Phone: 800-463-1930
Fax: 888-998-1599

In Western Canada:

Mail: JELD-WEN Service Department
550 Munroe Avenue
Winnipeg, Manitoba, Canada R2K 4H3
Phone: 888-945-5627
204-668-8230
Fax: 204-663-1072
Email: wpgservice@jeld-wen.com

We can respond quickly and efficiently if you provide the following: a) product identification (from the original order/invoice, spacer code, permanent label, or the window identification number found on corner of glass, or product identification from the tag on the top edge of the slab), b) how to contact you, c) the address where the product can be inspected, and d) a description of the apparent problem and the product (photographs are helpful).

We can respond quickly and efficiently if you provide the following: a) product identification (from the original order/invoice, spacer code, permanent label, or the window identification number found on corner of glass, or product identification from the tag on the top edge of the slab), b) how to contact you, c) the address where the product can be inspected, and d) a description of the apparent problem and the product (photographs are helpful).

What We Will Do

Upon receiving your notification, we will send out an acknowledgement, usually within three business days. We will investigate your claim and will begin to take appropriate action within 30 days after notification. If it is determined that the Product does not have a defect covered by the labor warranty, we may charge an inspection fee for any onsite inspection that is required or requested by you. Because manufacturing materials and techniques can change, replacement part(s) may not be an aesthetic match to the original. Replacement components/products are warranted for the balance of the original product warranty or 90 days, whichever is longer. If we determine we are unable to provide replacement parts and repair is not practicable or cannot be made timely, then we will refund the unit/component purchase price.

If the claimed nonconformity is warp of a door slab, we may defer repairing or replacing the door slab for a period up to **twelve (12)** months from the date of claim. It is not uncommon for a temporary warp condition to occur as the door slab adjusts to local humidity and temperature conditions. This deferral will not be counted against the warranty period.

Continued...





WHAT THIS WARRANTY DOES NOT COVER

JELD-WEN is not liable for:

- Normal wear and tear, including normal wear and tear of weatherstrip; natural weathering of surfaces. Variance in color or texture of natural wood parts, and natural tarnishing of copper cladding are not considered defects.
- Normal wear and tear to hardware and naturally occurring changes to hardware finishes (e.g., corrosion or tarnishing).
- Damage caused by chemicals (e.g. brick wash) or a harsh environment (e.g. salt spray or airborne pollutants) unless otherwise stated above.
- Product failure due to misuse or abuse; damage caused by failure to properly finish and provide maintenance, by alteration or modification to the window (e.g. customer applied tints or films, paint finishes, security systems), or as a result of any cause beyond the control of JELD-WEN (e.g. fire, flood, earthquake, other acts of nature, and acts of third parties outside of our control).
- Failure to provide an adequate overhang for fiberglass doors; damage caused by extreme temperature buildup where storm doors are present. For general guidelines, see our "Appropriate Protection for Exterior Doors" in our product literature or at www.jeld-wen.com/resources; for specific information pertaining to your structure, consult your contractor or other building professional.
- Slight expansion or contraction due to varying environmental conditions; slab movement (shrinkage or swelling) of 1/4" or less due to temperature and humidity, consult the Homeowner's Manual on how to work with this natural movement.
- Glass breakage (except spontaneous breakage as covered above).
- Slight imperfections or wavy distortions in the glass that don't impair structural integrity. Note: wavy distortions in the glass (e.g. related to laminate interlayer or heat strengthening of glass) are not considered a defect. Slight color variations in glass are not considered a defect.
- Improper installation not in conformance with JELD-WEN installation instructions (note: see www.jeld-wen.com for current installation instructions); operational problems and problems related to water and/or air infiltration/leaking as a result of improper installation or flaws in building design or construction.
- Damage or poor product performance resulting from installation into a condition that exceeds product design standards and/or certified performance specifications and/or is not in compliance with building codes.
- Damage caused by extreme artificial temperature buildup or exposure (e.g., where storm doors/windows are present).
- Product or component performance decline due to aging, inert gas dissipation, natural processes or failure to provide proper maintenance. Note: Other than inert gas loss due to seal failure, the migration of an inert gas, such as argon, is a natural process that occurs over time and is not a defect.
- Screen damage due to normal wear and tear, misuse, abuse, or insect or animal activity.
- Hardware or inserts that are not provided by us, such as locksets, door handles, strikes, etc.
- Condensation or damage as a result of condensation (Note: unless due to insulating glass failure, most condensation problems are related to excessive humidity levels in a structure; contact a heating/air conditioning specialist for help).
- Labor and materials for repainting or refinishing activities, or the removal or disposal of defective product(s); labor exceeding the time periods specified above.
- Wood cellular structure failure for wood components other than of pine species and any components (including pine) that come in direct contact with soil. Note: superficial mold/mildew does not indicate wood cellular structure failure.
- Incidental or consequential damage. Some states/provinces do not allow the exclusion or limitation of incidental or consequential damages, so this may not apply to you.

Important Legal Information

This Limited Warranty document sets forth our maximum liability for our products. We shall not be liable for special, indirect, consequential, or incidental damages. Your sole and exclusive remedy with respect to any and all losses or damages resulting from any cause whatsoever shall be as specified above. We make no other warranty or guarantee, either express or implied, including implied warranties of merchantability and fitness for a particular purpose to the original purchaser or to any subsequent user of the product, except as expressly contained herein. In the event state or provincial law precludes exclusion or limitation of implied warranties, the duration of any such warranties shall be no longer than, and the time and manner of presenting any claim thereon shall be the same as, that provided in the express warranty stated herein. This Limited Warranty document gives you specific legal rights, and you may have other rights that vary from state/province to state/province.

No distributor, dealer or representative of JELD-WEN has the authority to change, modify or expand this warranty. The original purchaser of this Product acknowledges that they have read this warranty, understand it and are bound by its terms and agrees to provide this warranty to the original owner of the structure into which the Product is installed.

- ¹ "JELD-WEN Products" shall refer to wood and metal clad wood window and patio/garden/terrace door products (including products supplied with fiberglass slabs) manufactured in the United States and/or Canada and marketed under the JELD-WEN brand name for use in the United States and Canada. See our separate Export Warranty for applicable coverage on products used outside the United States and Canada.
- ² "Skilled labor" refers to tasks where specialized technical knowledge, experience, methods or tools are required to properly identify, diagnose and/or correct product-related problems.
- ³ "Chalking" of the clad finish is not a defect unless it exceeds a numerical rating of eight (8) when measured in accordance with the standard procedures specified in ASTM D4214. Fading or changing in color of the "clad finish" is not a defect unless it exceeds five (5) E units, calculated in accordance with ASTM D2244, paragraph 6.2. Color change shall be measured on an exposed "clad finish" that has been cleaned of surface soils and chalk, and the corresponding values measured on the original or unexposed "clad finish." Fading or color changes may not be uniform if the surfaces are not equally exposed to the sun and elements. If the above ASTM standards change, the standard in effect at the time of purchase applies. As an option to replacement, we may choose to refinish the product.

© 2010, JELD-WEN, inc. | JELD-WEN, ImpactGard and AuraLast are registered trademarks of JELD-WEN, inc., OREGON, USA. All other trademarks are the property of their respective owners.





TPC Sawgrass, Ponte Vedra Beach, Florida, featuring JELD-WEN Windows and Doors is the official “Home of THE PLAYERS”. JELD-WEN is a proud partner of THE PLAYERS.



Behold a collection
crafted to accentuate
your individuality.

For the complete line of JELD-WEN® Custom window and door catalogs visit us online at jeld-wen.com/custom or see your local dealer.



**CUSTOM WOOD
EXTERIOR DOORS**



jeld-wen.com/custom



AURORA®
EXTERIOR DOORS



CUSTOM WOOD
INTERIOR DOORS



CUSTOM WOOD
PATIO DOORS



CUSTOM WOOD
WINDOWS

RELIABILITY *for real life*®



ABOUT JELD-WEN

Since 1960, when JELD-WEN began with one Oregon millwork plant, we've been dedicated to crafting reliable windows and doors. Today you can see, touch and feel reliability in our beautiful windows and doors because of their durability, energy efficiency and worry-free performance.


We measure our success by the relationships we build with our customers, suppliers and communities where we live and work. We've partnered with organizations such as the Green Building Initiative, which accelerates green-building practices by promoting environmentally progressive approaches that are practical, affordable and accessible.



TECHNICAL SPECIFICATIONS CATALOG

To order the complete Custom window and patio door technical specifications please request brochure #11-750b by calling 800-JELD-WEN (800-535-3936).

ABOUT JELD-WEN



The JELD-WEN website is your ultimate resource for learning about our reliable windows and doors. It has all the product information and design advice you need. Visit us at jeld-wen.com today.



To see the complete Custom window and patio door technical specifications please request brochure #11-750B at jeld-wen.com/brochure.



Official window, door and millwork provider of the PGA TOUR and Champions Tour



JELD-WEN is proud to support a better way to build

© 2011 JELD-WEN, inc. This publication and its contents are owned by JELD-WEN, inc. and are protected under the U.S. Copyright Act and other intellectual property laws. All trademarks, service marks, logos, and the like (whether registered or unregistered) are owned or controlled by JELD-WEN, inc. or others. Unauthorized use or duplication of JELD-WEN intellectual property is prohibited.

JELD-WEN reserves the right to change product specifications without notice. Please check our website, www.jeld-wen.com, for current information.

11-750A 02/11 (CDS 15M)



RELIABILITY *for real life*®

